

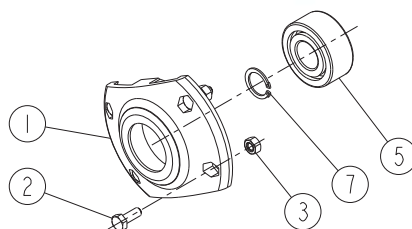


---

**S 80 - S 120 - S 160 M - D 190 M**

---





Réf: 400 287-02 EN / VS

**SULKY** 

---

Les Portes de Bretagne  
P.A. de la Gaultière – 35220 CHATEAUBOURG France  
Tél : (33)02-99-00-84-84 • Fax : (33)02-99-62-39-38  
Site Internet : [www.sulky-burel.com](http://www.sulky-burel.com)  
E-Mail : [info@sulky-burel.com](mailto:info@sulky-burel.com)

**Adresse postale**

SULKY-BUREL – CS 20005 – 35538 NOYAL SUR VILAINE CEDEX France





# CONTENTS

## Pages DPA POLYVRAC S 80

**A**

- A1-02 • Front view
- A4-00 • Top view
- A4-00 • Side view
- A5-02 • Rear view and drive
- A7-01 • Rear view and access means
- A8-00 • Rolling unit
- A8-00 • Hydraulic braking control
- A9-00 • Pneumatic braking control
- A10-01 - A10-03 • DPA
- A12-02 • Clutch
- A13-00 • Front suspension
- A13-00 • Manual parking brake control

1

## Pages OPTIONS AND ACCESSORIES FOR S 80

**B**

- B1-00 • Miscellaneous accessories

2

## Pages DPA POLYVRAC S 120 / S 160 M / D190 M

**C**

- C1-02 • Front view
- C4-00 • Top view
- C4-00 • Side view
- C5-02 à C6-01 • Rear view and drive
- C7-01 • Rear view and access means
- C8-00 à C9-00 • Rolling unit
- C10-00 • Hydraulic braking control
- C11-00 • Pneumatic braking control
- C12-01 - C12-02 • DPA
- C14-01 • Clutch
- C15-00 • Front suspension
- C16-00 • Manual parking brake control

3

## Pages OPTIONS AND ACCESSORIES FOR S 120 / S 160 M / D190 M

**D**

- D1-00 • Miscellaneous accessories

4

## Pages OPTIONS AND ACCESSORIES FOR S 80 / S 120 / D 160 M - D 190 M

**E**

- E1-00 à E2-00 • Hydraulic controlled double shutter
- E3-00 à E4-00 • Hydraulic command for emptying when stopped
- E5-00 • Guillotine shutter 33% reduction
- E6-00 • Dose calibration kit


5

## Pages SPREADING SYSTEM AND OPTIONS

**F**

- F1-00 • Pre-equipment for mechanical drive spreading systems
- F2-01 à F3-00 • Augers 6-9m (mechanical drive)
- F5-01 à F6-00 • Augers 12m (mechanical drive)
- F7-01 à F8-00 • Double plate DPM 1 (belt drive)
- F9-01 à F10-00 • Double plate DPM 2 (18-36m)(gearbox drive)
- F11-00 à F14-00 • Hydraulic folding kit for augers
- F15-00 • Dust curtain cover for augers
- F16-00 • Curtain spreader for augers
- F17-00 • Spinner kit
- F18-00 • Anti-bridging device
- F19-00 à F20-00 • Anti wind skirt for DP M1
- F21-00 • DPH1 12-28 and DPH2 18-36 double discs
- F22-00 • Hydraulic circuit for DPH1 and DPH2 double discs

6




S80 - EP02

**Front rear of the S 80**

REP	DESIGNATION	QTY	S 80	S80ORCHARD
1	HITCHING DRAW BAR	1	32520062	32520062
2	TRANSMISSION SUPPORT	1	37760642	37760642
3	HYDRAULIC CLUTCH CONTROL:	1		
	BULKHEAD UNION	1	57250160	57250160
	HYDRAULIC PIPE	1	28260221	28260221
	WITH FLEXIBLE HOSE 2200 MM (STANDARD)	1	52520110	52520110
	UNION	1	57250180	57250180
	MALE HALF-VALVE	1	59030040	59030040
	OR WITH FLEXIBLE HOSE 2200 MM (OPTION)	1	52520010	52520010
	HALF-VALVE TO SCREW	1	59030010	59030010
	FLEXIBLE HOSE 1000 MM	1	52520200	52520200
	ELBOW	1	57250090	57250090
4	CLUTCH LEVER	1	34750011	34750011
	RATCHET	1	51250010	51250010
	SPRING	1	57270130	57270130
	PIN	1	50070040	50070040
	CABLE BELLOWS	2	57760020	57760020
	SHEATH STOP	2	50020010	50020010
	SHEATH	1	53000040	53000040
	CABLE	1	51000010	51000010
	CABLE TIGHTENER	2	57750010	57750010
	HEART SHAPED THIMBLE	1	51090010	51090010
5	FRONT GUARD	1	36520082	36520082
6	FLEXIBLE HOSE AND CONNECTORS	1	37761422	37761422
7	"TRACTOR/MACHINE" TRANSMISSION 6 SPLINES (1" 3/8)			
	BOOM EQUIPMENT / DPM2 ON THE SPREADER	1	58260020	
	OR (8 SPLINES 8x32x38)	1	58260500	
	OR FULL WIDE ANGLE TRANSMISSION (6 SPLINES 1" 3/8)		58260120	
	OR (8 SPLINES 8x32x38)	1	58260510	
	EQUIPMENT DPM1 / CENTRAL HYDRAULIC ON THE SPREADER			
	FULL WIDE ANGLE TRANSMISSION 6 SPLINES (1" 3/8)		58260130	
	OR (8 SPLINES 8x32x38)	1	58260520	
8	FRONT HOOD	1	31080152	31080152
9	SIDE COVER (WITHOUT PIN)	1	41110222	41110222
	FASTENER PIN	4	50070170	50070170
	RETAINING WASHER	4	57380070	57380070
10	BASE STAND C 300 (STANDARD)	1	50540082	50540082
	HYDRAULIC STAND (OPTION)	1	50540022	50540022
	PIN	1	50070080	50070080
	HANDLE	1	56520060	56520060
	4L LEVER PUMP (OPTION)	1	56660012	56660012
	PUMP SUPPORT	1	37761142	37761142
	LEVER	1	34750081	34750081
	FLEXIBLE HOSE 1100 MM	1	52520170	52520170
	UNION	1	57250300	57250300
	UNION	1	57250190	57250190
11	RETAINING SPRING (M)	0,8	71130030	71130030
12	CABLE GROMMET BAND (M)	0,8	71160070	71160070
13	PROTECTION CAP BY 1/2 VALVE YELLOW:		50530260	50530260
	PROTECTION CAP BY 1/2 VALVE GREEN:		50530250	50530250
	PROTECTION CAP BY 1/2 VALVE BLUE:		50530220	50530220
	PROTECTION CAP BY 1/2 VALVE RED:		50530230	50530230
	PROTECTION CAP BY 1/2 VALVE BLACK:		50530270	50530270
14	STUFFING BOX	1	56610020	56610020
	LOCK NUT	1	52010020	52010020
15	BLACK LINK	1	54820010	54820010
16	SANDOW HOOK	1	30060011	30060011
17	PLASTIC PULLEY	6	56530210	56530210

S80 - EP02

S80 - EP02




**Top view**

REP	DESIGNATION	QTY	S 80	S80 ORCHARD
1	FRONT FLAP	1	40530020	40530020
	FRONT MOUNTING PLATE	1	46540291	46540291
2	SIDE FLAP	2	40530040	40530040
3	UPPER MOUNTING PLATE	2	46540362	46540362
4	LOWER MOUNTING PLATE	2	46540382	46540382
	REAR MUD FLAP	2	40530080	40530080
	REAR MOUNTING PLATE	2	36570011	36570011
5	TRANSPORTING BAND	1	50600010	50600010

**Side view**

REP	DESIGNATION	QTY	S 80	S80 ORCHARD
1	THREADED TENSION ROD WITH NUT	2	28300040	28300040
2	TENSION STOP	2	40540161	40540161
3	BAND SCRAPER	1	37270041	37270041
4	CONVEYOR BELT GUIDE 80 MM	6	43020180	43020180
5	ROLLER Ø 70	13	57360051	57360051
6	TAKEUP BEARING	2	56500050	56500050
7	ROTATION INDICATOR	1	48320013	48320013
8	TENSION DRUM	1	38320021	38320021






S80 - EP02



**Rear view and drive**

REP	DESIGNATION	QTY	S 80	S80 ORCHARD
1	CONTROL DRUM	1	38320051	38320051
2	BEARING FLANGE	2	56500021	56500021
3	SPACER REDUCER	4	42000011	42000011
4	FLAT SPACER	2	46540262	46540262
5	LEFT SIDE GUIDING PLATE	1	38270432	38270432
	RIGHT SIDE GUIDING PLATE	1	38270422	38270422
6	RIGHT SHUTTER GUIDE	1	43020072	43020072
	LEFT SHUTTER GUIDE	1	43020082	43020082
7	ANTI-DRIP PLATE	1	38270182	38270182
8	REAR PROTECTION COVER (RED)	1	50580430	50580430
9	SHUTTER PIN	1	30010142	30010142
10	FLYWHEEL	1	59020012	59020012
11	PIN FASTENER	3	42500180	42500180
12	LOCKING PLATE	1	46540270	46540270
13	LOBED HANDLE	1	56520020	56520020
14	DRAINAGE SHUTTER	1	38290122	38290122
15	STAINLESS STEEL RULER	1	47280020	47280020
16	CHAIN 19 LINKS	2	51030020	51030020
17	FULL UNDER MACHINE DRIVE SHAFT	1	20020021	
	DRIVE SHAFT	1	30030181	
18	INTERMEDIATE SUPPORT	1	47760390	
19	SHAFT BEARING	2	56500171	
20	SPLINED SHAFT	1	45250061	
21	1/2 RATCHET TRANSMISSION	1	58260420	
22	ROLLER AND DRUM SCRAPER	2	47310011	47310011
23	SEPARATING COVER WITH HANDLES AND STAND	1	21040382	21040382
	HANDLE	2	56520030	56520030
	CLIPS	1	51450010	51450010
	STAND	1	40590011	40590011
24	ROLLER Ø89	2	57360011	57360011
25	WARNING TRIANGLE	2	58270010	58270010
26	REGISTRATION PLATE	1	56570100	56570100
	REGISTRATION PLATE FASTENER	1	42500411	42500411
	CLIP HOOKS	4	50080010	50080010
	FLASHING LIGHT	1	52000020	52000020
	ORANGE SIDE RETRO-REFLECTORS	4	57420030	57420030
27	REDUCING WASHER	1	47250261	47250261
	DOSAGE SCALE	1	57320060	57320060
	BLOCK BREAKERS (OPTION)	1	31100011	31100011

S80 - EP02

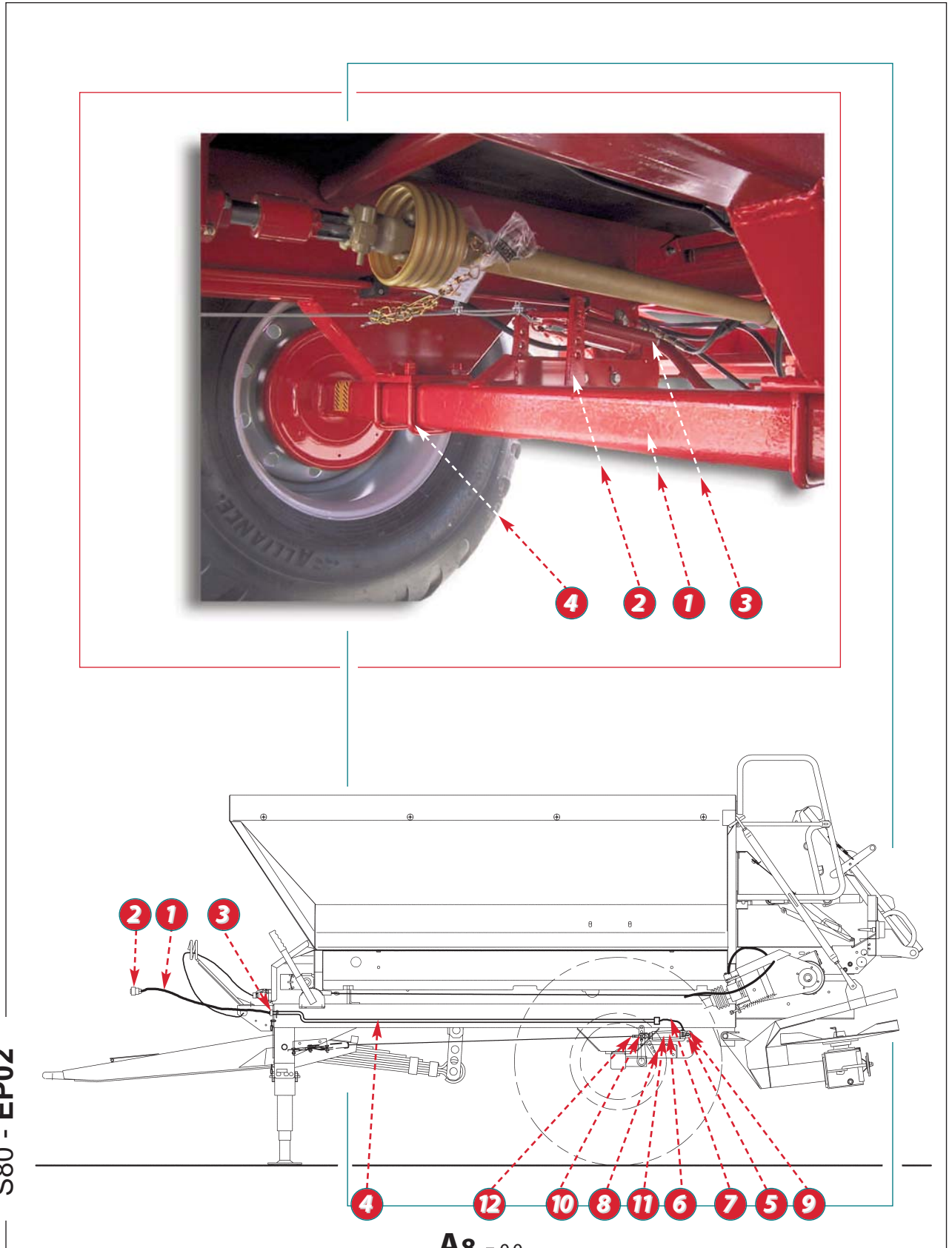


S80 - EP02

**Rear view and access means**

REP	DESIGNATION	QTY	S 80	S80 ORCHARD
1	MOUNTED TIE ROD	2	27760061	
	TIE ROD BODY	2	31130021	
	ROUND EYE BOLD	2	56640070	
	TIE ROD PIN	2	40040441	
	TIE ROD FLANGE	2	31030241	
2	LIGHTING CLAMP	1	30500091	30500091
3	LADDER PIN	2	30010301	30010301
4	REAR LADDER ELEMENT	1	32020141	32020141
5	STUB	2	52110140	52110140
6	LOCKING HANDLE	1	36560041	36560041
7	DRAW SPRING	2	57270241	57270241
8	UPPER STEP	1	35260011	35260011
	REAR PLATFORM (OPTION)	1	26550012	26550012
	HOLDING TUBE	2	48260592	48260592
	RIGHT GUARD RAIL	1	33050012	33050012
	LEFT GUARD RAIL	1	33050022	33050022
	ARTICULATED TUBE	1	48260600	48260600
	FRONT PLATFORM ELEMENT	1	32020151	32020151
	REAR PLATFORM ELEMENT	1	32020161	32020161
	STUB	2	52110010	52110010
	ROUND STUB	2	52110120	52110120
	BLACK LINK	2	54820010	54820010
9	CABLE PROTECTOR	2	46580101	46580101
10	RIGHT LIGHTING SUPPORT	1	37761341	
11	LEFT LIGHTING SUPPORT	1	37761351	
	COULTER CLAMP BRACKET (OPTION)	1	32510361	
	COULTER CLAMP (OPTION)	1	32060011	
	STRAP (M) (OPTION)	0,8	72030010	
12	FRENCH LIGHTING	1	52000060	52000060
	REAR RIGHT LIGHT	1	52550050	52550050
	REAR LEFT LIGHT	1	52550060	52550060
	RIGHT DIMMER CAP	1	51260040	51260040
	LEFT DIMMER CAP	1	51260050	51260050
	CABLE BETWEEN LIGHTS	1	51000160	51000160
	CABLE WITH FEMALE PLUG	1	51000170	51000170
	MALE/MALE CONNECTOR	1	51000180	51000180
13	LIGHTING FOR FRANCE (INTEGRATED TRIANGLE DUAL SIDELIGHTS)	1	52000100	52000100
	RIGHT REAR LIGHT	1	52550070	52550070
	LEFT REAR LIGHT	1	52550080	52550080
	SIDELIGHTS	2	51260060	51260060
	CABLE GUARD	2	46580141	46580141
15	RIGHT LIGHTING SUPPORT	1	47761041	47761041
16	LEFT LIGHTING SUPPORT	1	47761051	47761051
17	RECTANGULAR END CAP	2	52110220	52110220

S80 - EP02



S80 - EP02

A8 - 00

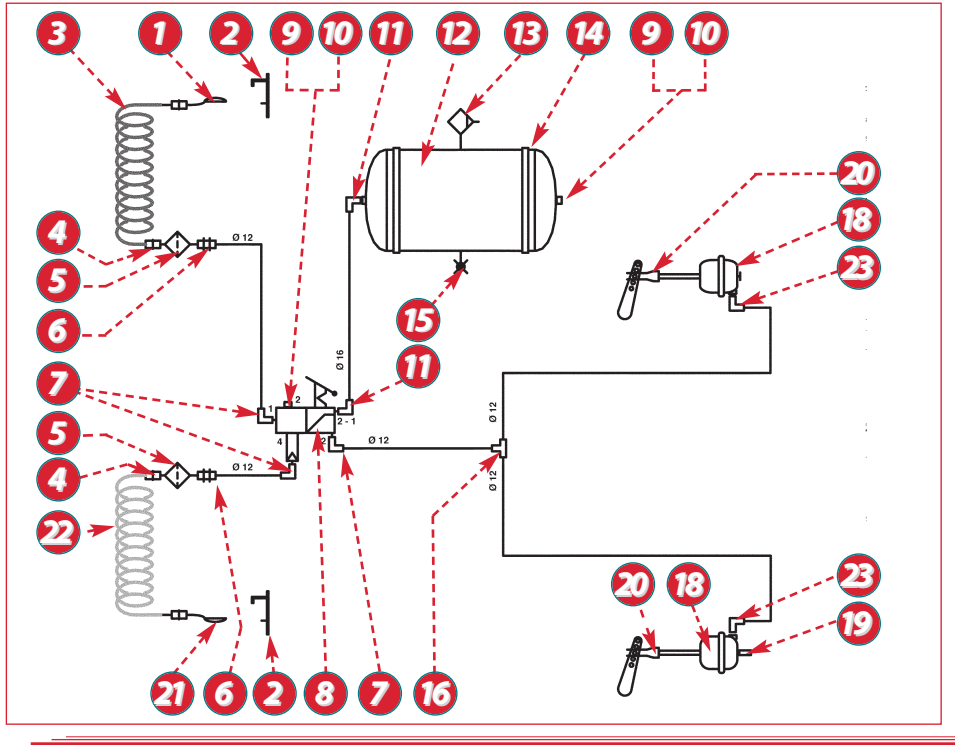
**Rolling unit**

REP	DESIGNATION	QTY	S 80	S80 ORCHARD	S80 (WIDE GAUGE)
1	AXLE WITH BRACKETS (NOTE: THE AXLE WIDTH FOR THE S80 ORCHARD MUST BE SPECIFIED WHEN PLACING YOUR ORDER)	1	32010292		
	CHAMBER	2	51210020	51210020	51210020
	HUB	2	55320120	55320120	55320120
	LINED BRAKE SHOE	4	55310080	55310080	55310080
	BRAKE CAM	2	51220030	51220030	51220030
	RETURN SPRING	4	57270240	57270240	57270240
	2	CONNECTING ROD	2	50610020	50610020
STUD M18, L = 81		16	53010110	53010110	53010110
NUT M18		16	52010070	52010070	52010070
WHEEL COVER		2	51230060	51230060	51230060
FRONT BEARING		2	57310220	57310220	57310220
REAR BEARING		2	57310380	57310380	57310380
DUST COVER		2	51240150	51240150	51240150
HEXAGON SLOTTED NUT		2	52010110	52010110	52010110
3	HYDRAULIC BRAKING CONTROL (SEE P. A8-00)				
	PNEUMATIC BRAKING CONTROL (SEE P. A9-00)				
4	FLANGE	4	50590232	50590232	50590232

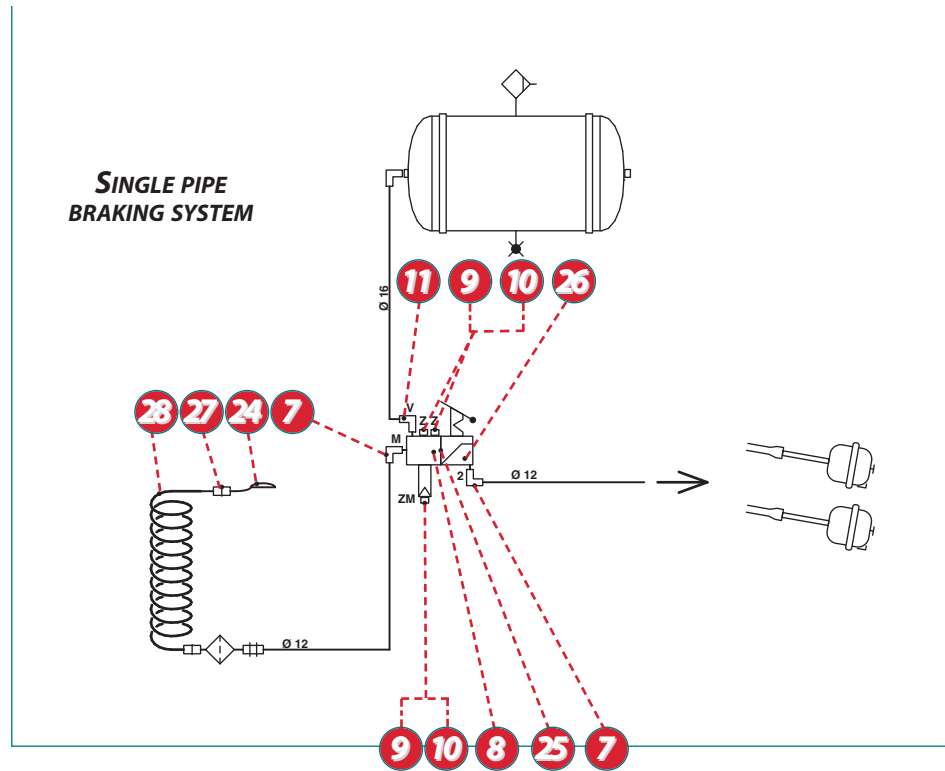
**Hydraulic braking control**

REP	DESIGNATION	QTY	S 80	S80 ORCHARD
	HYDRAULIC BRAKING CONTROL		21020431	21020431
1	FLEXIBLE HOSE 2200 MM	1	52520010	52520010
2	BALL COUPLER	1	51150010	51150010
3	BULKHEAD UNION	1	57250160	57250160
4	HYDRAULIC PIPE	1	28260211	28260211
5	ELBOW	1	57250280	57250280
6	RAM Ø 35	1	59000121	59000121
7	FLEXIBLE HOSE 700 MM	1	52520020	52520020
8	RAM FLANGE ELEMENT	2	42020371	42020371
9	RAM CASING PIN	1	50070180	50070180
10	RAM ROD PIN	1	50070191	50070191
11	DRAW SPRING	2	57270201	57270201
12	DIRECT BRAKE EQUALIZER	1	56560021	56560021

S80 - EP02



**SINGLE PIPE  
BRAKING SYSTEM**




S80 - EP02

**Pneumatic braking control**

REP	DESIGNATION	QTY	S 80
	PNEUMATIC BRAKING CONTROL (DOUBLE PIPE)		21020481
1	RED HEAD	1	58340100
2	HEAD SUPPORT	2	57780050
3	RED SPIRAL TUBE	1	58320060
4	RIGHT UNION M22 x 1,5/ø12	2	57250830
5	IN-LINE FILTER	2	52540070
6	CHASSIS UNION M22 x 1,5/ø12	2	57250850
7	ELBOW M22 x 1,5/ø12	3	57250800
8	EMERGENCY RELAY VALVE (DOUBLE PIPE BRAKING SYSTEM)	1	59030141
	EMERGENCY RELAY VALVE (SINGLE PIPE BRAKING SYSTEM)	1	59030180
9	RETAINER + SEAL	2	54000540
10	CAP M22 x 1,5	2	50530130
11	ELBOW M22 x 1,5/ø16	2	57250810
12	TANK 30 L	1	57400031
13	PURGE VALVE	1	59030150
14	COLLAR + SUPPORT	2	51070221
15	PRESSURE TAP M22 x 1,5	1	56690030
16	T-PIECE	1	57250050
18	BRAKE CYLINDER TYPE 12 (IF Ø WHEEL ≤ 1350)	2	59120041
	BRAKE CYLINDER TYPE 16 (IF Ø WHEEL > 1350)	2	59120021
19	PRESSURE TAP M16 x 1,5	1	56690040
20	CYLINDER CASE	2	51040040
21	YELLOW HEAD	1	58340110
22	YELLOW SPIRAL TUBE	1	58320070
23	ELBOW M16 x 1,5/ø12	2	57250820
	NYLON TUBE ø 9/12 (M)		70950090
	NYLON TUBE ø12/16 (M)		70950080
	SUPPORT 2 CHAMBERS	1	37761491
	TANK FASTENER	2	42500491
	EMERGENCY RELAY VALVE FASTENER	1	42500501
24	COUPLING HEAD (SINGLE PIPE BRAKING SYSTEM)	1	58340150
25	SEAL (SINGLE PIPE BRAKING SYSTEM)	1	54000880
26	EMPTY LOAD VALVE (SINGLE PIPE BRAKING SYSTEM)	1	57440020
27	UNION REDUCER 22/16 (SINGLE PIPE BRAKING SYSTEM)	1	57251430
28	BLACK SPIRAL TUBE (SINGLE PIPE BRAKING SYSTEM)	1	58320120

S80 - EP02






S80 - EP02

**DPA**

REP	DESIGNATION	QTY	S 80	S80 ORCHARD
1	CHAMBER WITH CHAIN	1	21000011	21000011
	CHAMBER 28 HOLES	1	41010011	41010011
	STUD CHAIN 56 LINKS	1	21010010	21010010
2	RIGHT WHEEL (NB: STANDARD MOUNT)	1	57290340	
3	LEFT WHEEL (NB: STANDARD MOUNT)	1	57290350	
	TYRE	2	56550140	
	RIM	2	54010050	
	AIR CHAMBER	2	51130080	
	VALVE	2	59030130	
4	PINION	1	56510041	
5	REVERSER REDUCER RA 130	1	57260021	57260021
	THROUGH SHAFT CIRCLIPS	2	51060100	51060100
	INPUT SHAFT SEAL	1	54000160	54000840
	BEARING	2	57310250	57310250
	THROUGH SHAFT SEAL	2	54000210	54000850
	MECANINDUS CAP	1	50530010	50530010
	KEY	2	60830060	60830060
	INPUT SHAFT CIRCLIPS	1	51060080	51060080
	TAPERED BEARING	2	57310260	57310260
	6	DPA TRANSMISSION	1	58260180




S80 - EP02.. 034 → ...



**DPA**

REP	DESIGNATION	QTY	S 80	S80 ORCHARD
1	CHAMBER WITH CHAIN	1	21000011	21000011
	CHAMBER 28 HOLES	1	41010011	41010011
	STUD CHAIN 56 LINKS	1	21010010	21010010
2	RIGHT WHEEL (NB: STANDARD MOUNT)	1	57290340	
3	LEFT WHEEL (NB: STANDARD MOUNT)	1	57290350	
	TYRE	2	56550140	
	RIM	2	54010050	
	AIR CHAMBER	2	51130080	
	VALVE	2	59030130	
4	PINION	1	56510041	
5	REVERSER REDUCER T 25	1	57260441	57260441
	CIRCLIPS INT. Ø 72	4	51060140	51060140
	SEAL	2	54000330	54000330
	BEARING	2	57310640	57310640
	CAP Ø 72	1	50530330	50530330
	CAP Ø 100	1	50530340	50530340
	KEY	2	60840050	60840050
	INPUT SHAFT EXT. CIRCLIPS Ø 35	1	51060060	51060060
	TAPERED BEARING	2	57310550	57310550
	WEDGE	1	51010090	51010090
6	DPA TRANSMISSION	1	58260180	58260180
	OR INTEGRAL DPA TRANSMISSION GUARD	1	58260540	58260540

S80 - EP02.. 034 → ...





S80 - EP02

**Clutch**

REP	DESIGNATION	QTY	S 80	S80ORCHARD
1	DOG CLUTCH SHAFT	1	40020250	40020250
2	COMPRESSION SPRING	1	57270010	57270010
3	BELLOWS	1	57760010	57760010
4	CENTRING RING	1	40500090	40500090
5	MOVING DOG CLUTCH	1	41060020	41060020
6	BEARING	2	57310020	57310020
7	FIXED DOG CLUTCH	1	41060010	41060010
	RETAINING RING	1	40500350	40500350
8	SPLINED SHAFT	1	45250050	45250050
9	COLLAR	2	51070100	51070100
10	SLIDER	1	41040011	41040011
11	FORK	1	32530041	32530041
12	CLEVIS	2	51040011	51040011
13	CLUTCH SUPPORT	1	37760481	37760481
14	TENSION BOLT	1	49030010	49030010
15	DRAW SPRING	1	57270340	57270340
16	HYDRAULIC ACTUATOR SE(STANDARD)	1	59000021	59000021
17	ELBOW	1	57250090	57250090
18	FLEXIBLE HOSE 1000 MM	1	52520200	52520200
19	GUARD	1	46580041	46580041
20	REDUCER 1/30	1	57260381	57260381
23	FILLER CAP *	1	50530300	50530300
29	ENDLESS SCREW BEARING	1	57310260	57310260
30	HOLLOW SHAFT BEARING	2	57310420	57310420
31	ENDLESS SCREW SEAL	1	54000600	54000600
32	HOLLOW SHAFT SEAL	2	54000450	54000450
33	KEY	1	60830090	60830090
34	OIL LEVEL LIGHT	1	59050070	59050070
	BATTERY EVENT PLUG	1	50530310	50530310
35	ENDLESS SCREW BEARING	1	57310610	57310610
36	HYDRAULIC CYLINDER DE (ONLY FOR SPECIFIC CASES)	1	59000581	59000581

\* recommended oil: TOTAL CARTER EP220 (1,4 litres)





S80 - EP02



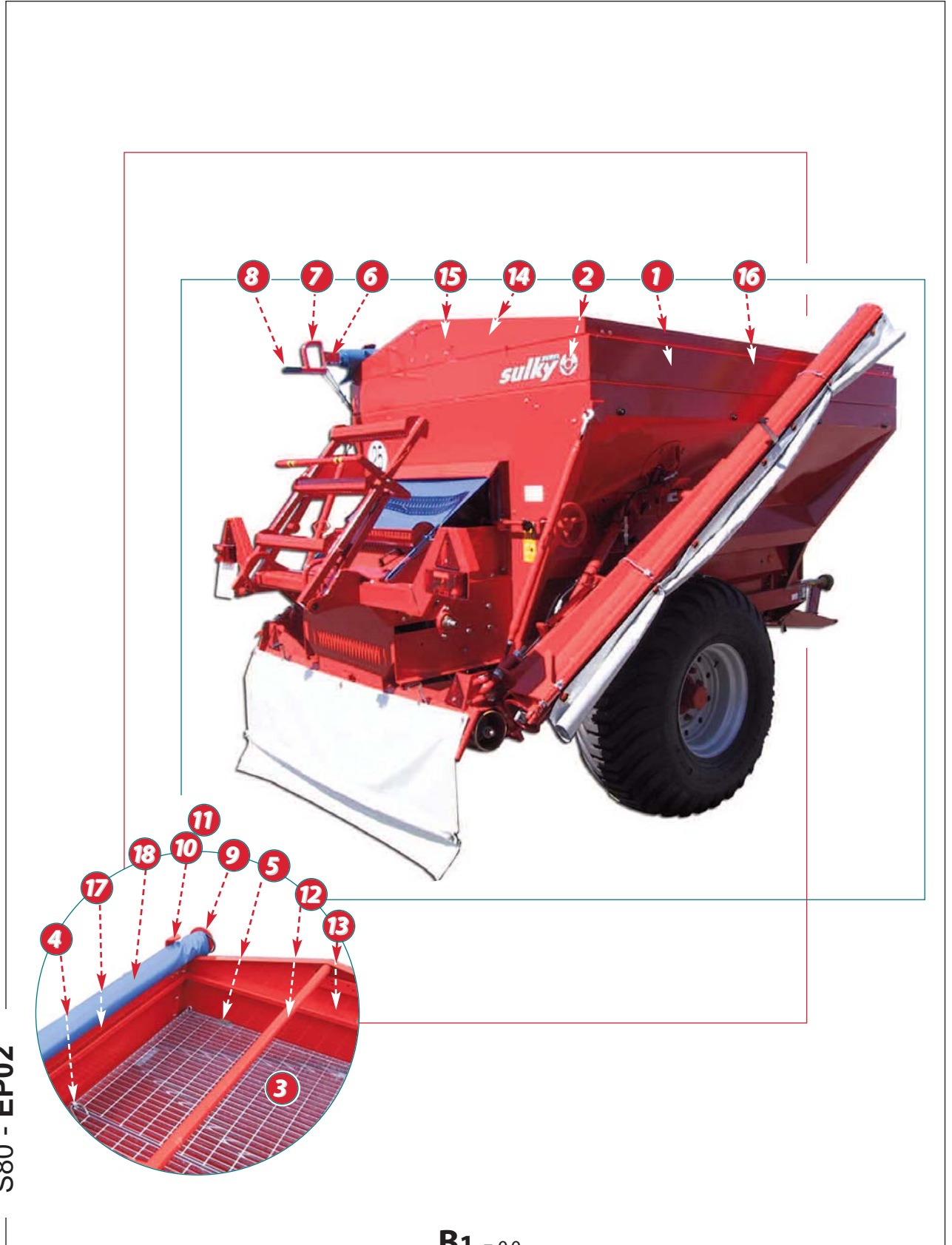
**Front suspension**

REP	DESIGNATION	QTY	S 80	S80ORCHARD
1	ADJUSTING FLANGE	2	41070422	41070422
2	GUIDE PIN	1	40040510	40040510
3	SPACER	1	42000032	42000032
4	DRAWBAR PIN	1	30010042	30010042
	WASHER Ø 45	5	60640040	60640040
5	SPRING PIN	1	40040260	40040260
6	FLANGE SPRING	3	50590022	50590022
7	DRAWBAR SPRING	1	57270112	57270112
	RING	1	50550020	50550020
	BLADE M	1	54780010	54780010
	BLADE C/L1	1	54780020	54780020
	BLADE C/L2	1	54780030	54780030
	2ND BLADE	1	54780040	54780040
	3RD BLADE	1	54780050	54780050
	4TH BLADE	1	54780060	54780060
	5TH BLADE	1	54780070	54780070
	6TH BLADE	1	54780080	54780080
	7TH BLADE	1	54780090	54780090
8	SMALL COULTER CLAMP	1	52060010	52060010
9	LARGE COULTER CLAMP	1	52060020	52060020
	SPRING BOLT	1	52070020	52070020

**Manual parking brake control**

REP	DESIGNATION	QTY	S 80	S80ORCHARD
1	PARKING BRAKE LEVER	1	34750141	34750141
2	LEVER BRACKET	1	42500461	42500461
3	SECURITY CABLE Ø 3,2	1	51000020	51000020
4	FLEXIBLE CABLE Ø 4,7 WITH CRIMP STOP	1	51000010	51000010
	HEART SHAPED THIMBLE Ø 5	3	51090010	51090010
	CABLE TIGHTENER Ø 5	4	57750010	57750010
	CABLE TIGHTENER Ø 3	2	57750010	57750010

S80 - EP02




S80 - EP02

**Miscellaneous accessories**

REP	DESIGNATION	QTY	S 80	S80ORCHARD
	HOPPER EXTENSIONS (SET) (MODEL 03)	1	27250302	
1	SIDE HOPPER EXTENSION	2	37250402	37250402
2	TRANSVERSAL HOPPER EXTENSION	2	37250392	
3	ANTI-CLOD MESH (SET) (MODEL 03)	1	23000050	
	MESH 2000 x 980	3	33010280	
4	KEY	4	41160010	41160010
5	ANTI-LIFTING SUPPORT	4	46550620	
	FULL UNWINDING COVER (MODEL 03)	1	20520312	
6	UNWINDING TUBE	1	48260641	48260641
7	MANOEUVRING HANDLE	1	36560051	36560051
8	STUB	1	52110030	52110030
9	TAIL WASHER	1	37300021	37300021
10	STOP	2	40540181	40540181
11	FLAT SPACER	2	46540571	46540571
12	TUBE	1	.03 0202	.03 0202
13	FRONT PANEL	1	36580492	
14	REAR PANEL	1	36580482	
15	OBTURATOR PLATE (IF THERE IS NO PNEUMATIC FILLING)	1	38270462	38270462
16	RIGHT SIDE PANEL	1	36580562	36580562
17	LEFT SIDE PANEL	1	36580572	36580572
18	COVER WITH SANDOW (RED)	1	50580410	
	TYRE INNER TUBE			
	FOR ROLLING HOPPER COVER (MODEL 03)	1	28260512	
	LONGITUDINAL TUBE	1	38300562	
	REAR TUBE	1	38300602	
	FLANGE ELEMENT	1	32020042	
	FLANGE ELEMENT WITH BRACKETS	1	32020032	
	FLANGE BRACKET	1	32510102	
	1/2 FIRE CONNECTION Ø 80 / 90	1	57250010	

S120 - EP03 / S160 M - EP04 / D190 M - EP05




Front view of the S 120 - S 160 M - D 190 M

REP	DESIGNATION	QTY	S 120	S 160 M	D 190 M
1	HITCHING DRAW BAR	1	32520032	32520082	32520082
2	TRANSMISSION SUPPORT	1	37760642	37760642	37760642
3	HYDRAULIC CLUTCH CONTROL:	1			
	BULKHEAD UNION	1	57250160	57250160	57250160
	HYDRAULIC KNEE BEND	1	28260231		
	ELBOW	1	57250040		
	HYDRAULIC PIPE	1	28260201	28260181	28260181
	WITH FLEXIBLE HOSE 2200 MM (STANDARD)	1	52520110	52520110	52520110
	UNION	1	57250180	57250180	57250180
	MALE HALF-VALVE	1	59030040	59030040	59030040
	OR WITH FLEXIBLE HOSE 2200 MM (OPTION)	1	52520010	52520010	52520010
	HALF-VALVE TO SCREW	1	59030010	59030010	59030010
	FLEXIBLE HOSE 1000 MM	1	52520200	52520200	52520200
	ELBOW	1	57250090	57250090	57250090
4	CLUTCH LEVER	1	34750011	34750011	34750011
	RATCHET	1	51250010	51250010	51250010
	SPRING	1	57270130	57270130	57270130
	PIN	1	50070040	50070040	50070040
	CABLE BELLOWS	2	57760020	57760020	57760020
	SHEATH STOP	2	50020010	50020010	50020010
	SHEATH	1	53000010	53000010	53000010
	CABLE	1	51000010	51000010	51000010
	CABLE TIGHTENER	2	57750010	57750010	57750010
	HEART SHAPED THIMBLE	1	51090010	51090010	51090010
5	FRONT GUARD	1	36520011		
6	FLEXIBLE HOSE AND CONNECTIONS SUPPORT	1	37761422	37761422	37761422
7	"TRACTOR/MACHINE" TRANSMISSION (6 SPLINES 1" 3/8)				
	BOOM EQUIPMENT / DPM2 ON THE SPREADER	1	58260020	58260020	58260020
	OR (8 SPLINES 8x32x38)	1	58260500	58260500	58260500
	OR FULL WIDE ANGLE TRANSMISSIONS (6 SPLINES 1" 3/8)		58260120	58260120	58260120
	OR (8 SPLINES 8x32x38)	1	58260510	58260510	58260510
	EQUIPMENT DPM1 / CENTRAL HYDRAULIC ON THE SPREADER				
	FULL WIDE ANGLE TRANSMISSIONS (6 SPLINES 1" 3/8)		58260130	58260130	58260130
	OR (8 SPLINES 8x32x38)	1	58260520	58260520	58260520
8	FRONT HOOD	1	31080152	31080152	31080152
9	FRONT LEFT SIDE COVER (WITHOUT PIN)	1	41110192	41110192	41110192
	FRONT RIGHT SIDE COVER (WITHOUT PIN)	1	41110182	41110182	41110182
	REAR SIDE COVER (WITHOUT PIN)	2	41110212	41110202	41110202
	FASTENING PIN	8	50070170	50070170	50070170
	RETAINING WASHER	8	57380070	57380070	57380070
10	HYDRAULIC STAND	1	50540022	50540022	50540022
	PIN	1	50070080	50070080	50070080
	HANDLE	1	56520060	56520060	56520060
11	4L LEVER PUMP	1	56660012	56660012	56660012
	LEVER	1	34750081	34750081	34750081
	FLEXIBLE HOSE 1100 MM	1	52520170	52520170	52520170
	UNION	1	57250300	57250300	57250300
	UNION	1	57250190	57250190	57250190
12	RETAINING SPRING (M)	0,8	71130030	71130030	71130030
13	CABLE GROMMET BAND (M)	0,8	71160070	71160070	71160070
14	PROTECTION CAP BY 1/2 VALVE YELLOW:		50530260	50530260	50530260
	PROTECTION CAP BY 1/2 VALVE GREEN:		50530250	50530250	50530250
	PROTECTION CAP BY 1/2 VALVE BLUE:		50530220	50530220	50530220
	PROTECTION CAP BY 1/2 VALVE RED:		50530230	50530230	50530230
	PROTECTION CAP BY 1/2 VALVE BLACK:		50530270	50530270	50530270
15	STUFFING BOX	1	56610020	56610020	56610020
	LOCK NUT	1	52010020	52010020	52010020
16	BLACK LINK	1	54820010	54820010	54820010
17	SANDOW HOOKW	1	30060011	30060011	30060011
18	PLASTIC PULLEY	8-9-9	56530210	56530210	56530210
19	SIDE COVER SUPPORT	2	37761362	37761362	37761362

S120 - EP03 / S160 M - EP04 / D190 M - EP05

S120 - EP03 / S160 M - EP04 / D190 M - EP05




**9**

Adjusting the rear flow regulator plate  
(situated inside the hopper just in front of the shutter)

Shutter opening	Plate position
0 to 11 cm	1
11,1 to 14 cm	2
14,1 to 18 cm	3
18,1 to 22 cm	4
22,1 to 30 cm	Remove plate
VH with discs	Remove plate

**8**



**3 4**

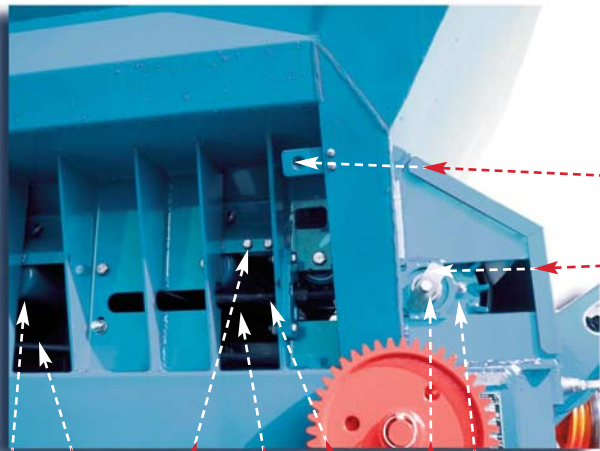
**2**

**5**

**1**

**7**

**6**



**10**

**8**

**6**

**3**

**4**

**5**

**1**

**2**

**7**

**9**



**Top view**

REP	DESIGNATION	QTY	S 120	S 160 M	D 190 M
1	FRONT FLAP	1	40530020	40530020	40530020
	FRONT MOUNTING PLATE	1	46540291	46540291	46540291
2	SIDE FLAP	2	40530090	40530110	40530110
3	UPPER MOUNTING PLATE	2	46540512	46540522	46540522
4	LOWER MOUNTING PLATE	2	46540532	46540542	46540542
	REAR FLAP	2	40530080	40530080	40530080
	REAR MOUNTING PLATE	2	36570011	36570011	36570011
5	TRANSPORTING BAND	1	50600030	50600060	50600060
6	ANTICOMPACTING ROOF	1-2		38310221	38310221
7	LOCKING PIN	2-4		30010150	30010150
	<b>ONLY</b> IF BOOMS				
8	REAR FLOW REGULATOR PLATE	1		38270441	38270441
9	"ADJUST REGULATOR PLATE" STICKER	1		50061230	50061230

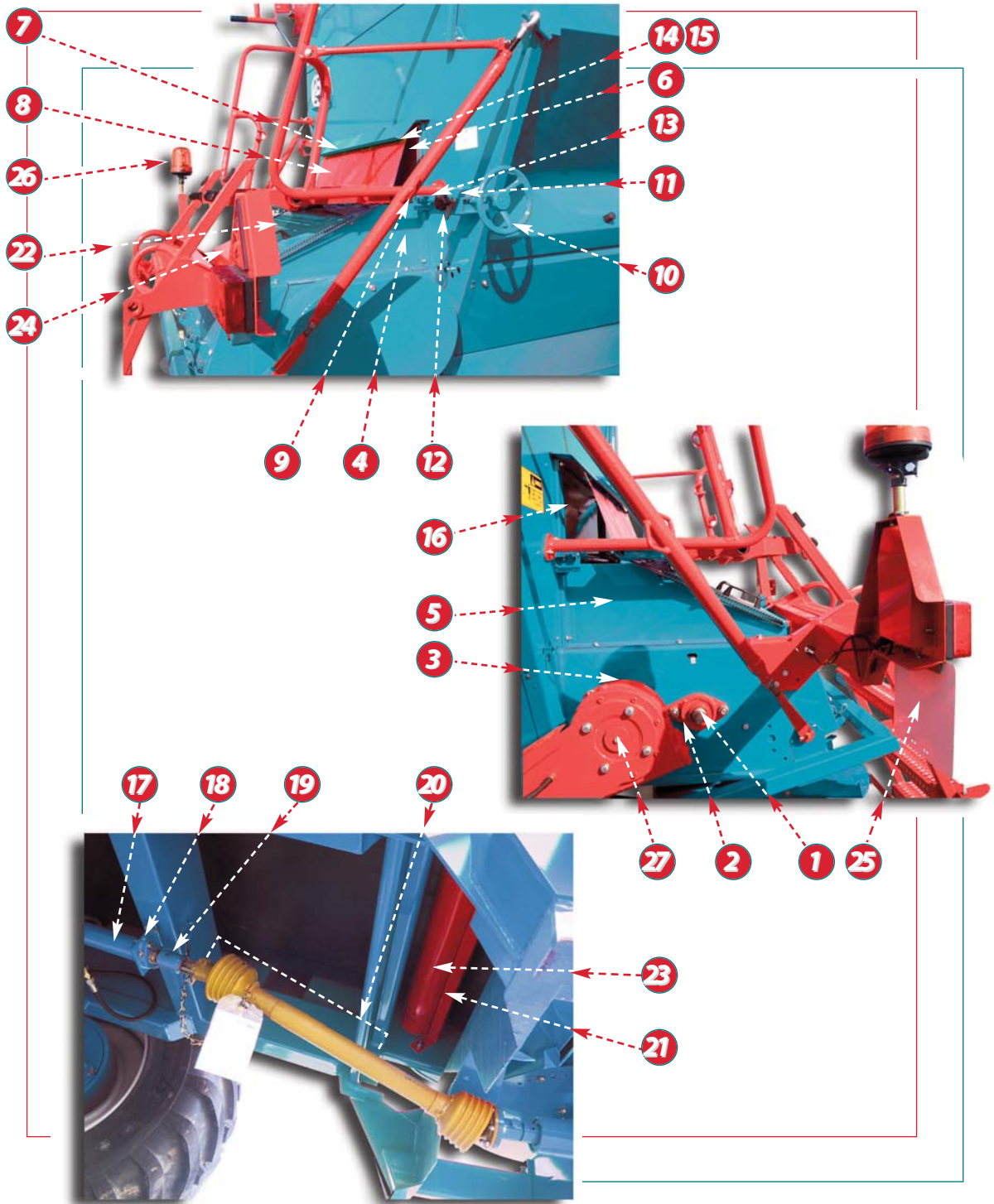
**Side view**

REP	DESIGNATION	QTY	S 120	S 160 M	D 190 M
1	THREADED TENSION ROD WITH NUT	2	28300040	28300040	28300040
2	TENSION STOP	2	40540091	40540091	40540091
3	BAND SCRAPER	1	37270041	37270041	37270041
4	CONVEYOR BELT GUIDE 110 MM	6-8-8	43020090	43020090	43020090
5	CONVEYOR BELT GUIDE 80 MM	2	43020100	43020100	43020100
6	ROLLER Ø 89	19-21-21	57360011	57360011	57360011
7	TAKEUP BEARING	2	56500050	56500050	56500050
8	ROTATION INDICATOR	1	48320013	48320013	48320013
9	TENSION DRUM	1	38320021	38320021	38320021
10	COVER FASTENER	4	32510302	32510302	32510302

S120 - EP03 / S160 M - EP04 / D190 M - EP05



S120 - EP03 / S160 M - EP04 / D190 M - EP05




**Rear view and drive**

REP	DESIGNATION	QTY	S 120	S 160 M	D 190 M
1	CONTROL DRUM	1	38320011	38320011	38320011
	SCREW CHC M16 x 40 STAINLESS STEEL	2	61260220	61260220	61260220
	WASHER Ø16 x 40 STAINLESS STEEL	4	61610180	61610180	61610180
2	FLANGE BEARING	3	56500111	56500111	56500111
3	SPACER REDUCER	3	42000011	42000011	42000011
	FLAT SPACER	1	42000121	42000121	42000121
	BLOCK BREAKERS (OPTION)	1	31100011	31100011	31100011
4	FLAT SPACER	2	46540262	46540262	46540262
5	LEFT SIDE GUIDING PLATE	1	38270432	38270432	38270432
	RIGHT SIDE GUIDING PLATE	1	38270422	38270422	38270422
6	RIGHT SHUTTER GUIDE	1	43020072	43020072	43020072
	LEFT SHUTTER GUIDE	1	43020082	43020082	43020082
7	ANTI-DRIP PLATE	1	38270182	38270182	38270182
8	REAR PROTECTION COVER (RED)	1	50580430	50580430	50580430
9	SHUTTER PIN	1	30010142	30010142	30010142
10	FLYWHEEL	1	59020012	59020012	59020012
11	PIN FASTENER	3	42500180	42500180	42500180
12	LOCKING PLATE	1	46540270	46540270	46540270
13	LOBED HANDLE	1	56520020	56520020	56520020
14	DRAINAGE SHUTTER	1	38290122	38290122	38290122
15	STAINLESS STEEL RULER	1	47280020	47280020	47280020
16	CHAIN 19 LINKS	2	51030020	51030020	51030020
17	FULL UNDER MACHINE TRANSMISSION	1	28290061	28290071	28290071
	DRIVE SHAFT	1	30030130	30030140	30030140
	TRANSMISSION TUBE	1	38300281	38300291	38300291
	FLANGE FOR UNDER MACHINE TRANSMISSION	1		40520051	40520051
	SPACER WITH FLATS FOR FLANGE	1		46540741	46540741
18	SHAFT BEARING	2	56500171	56500171	56500171
	CENTRAL BEARING	2	57310090	57310090	57310090
19	SPLINED SHAFT	1	45250061	45250061	45250061
20	1/2 RATCHET TRANSMISSION	1	58260030	58260030	58260030
21	ROLLER AND DRUM SCRAPER	2	47310011	47310011	47310011
22	SEPARATING COVER WITH HANDLES AND STAND	1	21040382	21040382	21040382
	HANDLE	2	56520030	56520030	56520030
	CLIPS	1	51450010	51450010	51450010
	STAND	1	40590011	40590011	40590011
	DOSAGE SCALE	1	57320060	57320060	57320060
23	ROLLER Ø108	1	57360021	57360021	57360021
24	WARNING TRIANGLE	2	58270010	58270010	58270010
25	REGISTRATION PLATE	1	56570100	56570100	56570100
	REGISTRATION PLATE FASTENER	1	42500411	42500411	42500411
	CLIP HOOKS	3	50080010	50080010	50080010
26	FLASHING LIGHT	1	52000020	52000020	52000020
	ORANGE SIDE RETRO-REFLECTORS	6	57420030	57420030	57420030
27	REDUCING WASHER	1	47250261	47250261	47250261

S120 - EP03 / S160 M - EP04 / D190 M - EP05

S120 - EP03 / S160 M - EP04 / D190 M - EP05




**Gearbox**

REP	DESIGNATION	QTY	S 120	S 160 M	D 190 M
1	GEARBOX	1	30510372	30510372	30510372
2	GEARBOX COVER WITH FASTENER PIN	1	21060052	21060052	21060052
3	BEARING STOP	1	40540121	40540121	40540121
4	DRIVE SHAFT	1	40020541	40020541	40020541
5	CLUTCH SHAFT	1	40020091	40020091	40020091
6	SPROCKET 15 TEETH	1	47270051	47270051	47270051
	SPROCKET 27 TEETH	1	47270061	47270061	47270061
	SPROCKET 43 TEETH	1	47270071	47270071	47270071
7	SPROCKET 55 TEETH	1	47270081	47270081	47270081
	BEARING 4 HOLES	1	56500101	56500101	56500101
8	PINION SPACER	2	42000091	42000091	42000091
	SET RING	2	61640090	61640090	61640090

S120 - EP03 / S160 M - EP04 / D190 M - EP05

S120 - EP03 / S160 M - EP04 / D190 M - EP05







**Rear view and access means**

REP	DESIGNATION	QTY	S 120	S 160 M	D 190 M
1	MOUNTED TIE ROD	2	27760061	27760061	27760061
	TIE ROD BODY	2	31130021	31130021	31130021
	ROUND EYE BOLD	2	56640070	56640070	56640070
	TIE ROD PIN	2	40040441	40040441	40040441
	TIE ROD FLANGE	2	31030241	31030241	31030241
2	LIGHTING CLAMP	1	30500091	30500091	30500091
3	LADDER PIN	2	30010301	30010301	30010301
4	REAR LADDER ELEMENT	1	32020141	32020141	32020141
5	STUB	2	52110140	52110140	52110140
6	LOCKING HANDLE	1	36560041	36560041	36560041
7	DRAW SPRING	2	57270241	57270241	57270241
8	HOLDING TUBE	2	48260592	48260592	48260592
9	RIGHT GUARD RAIL	1	33050012	33050012	33050012
10	LEFT GUARD RAIL	1	33050022	33050022	33050022
11	ARTICULATED TUBE	1	48260600	48260600	48260600
12	FRONT PLATFORM ELEMENT	1	32020151	32020151	32020151
13	REAR PLATFORM ELEMENT	1	32020161	32020161	32020161
14	STUB	2	52110010	52110010	52110010
15	ROUND STUB	2	52110120	52110120	52110120
	BLACK LINK	2	54820010	54820010	54820010
16	CABLE PROTECTOR	2	46580101	46580101	46580101
17	RIGHT LIGHTING SUPPORT	1	37761341	37761341	37761341
18	LEFT LIGHTING SUPPOR	1	37761351	37761351	37761351
19	COULTER CLAMP BRACKET (OPTION)	1			32510361
20	COULTER CLAMP (OPTION)	1			32060011
21	STRAP (M)	0,8			72030010
	UPPER STEP (IF NO PLATFORM)	1	35260011	35260011	35260011
22	FRENCH LIGHTING	1	52000060	52000060	52000060
	BELGIAN LIGHTING	1	52000080		
	REAR RIGHT LIGHT	1	52550050	52550050	52550050
	REAR LEFT LIGHT	1	52550060	52550060	52550060
	RIGHT DIMMER CAP	1	51260040	51260040	51260040
	LEFT DIMMER CAP	1	51260050	51260050	51260050
	CABLE BETWEEN LIGHTS	1	51000160	51000160	51000160
	CABLE WITH FEMALE PLUG	1	51000170	51000170	51000170
	MALE/MALE CONNECTOR	1	51000180	51000180	51000180
23	LIGHTING FOR FRANCE (INTEGRATED TRIANGLE – DUAL SIDELIGHTS)	1	52000100	52000100	52000100
	BELGIAN LIGHTING (INTEGRAL TRIANGLE – DUAL SIDELIGHTS)	1	52000130	52000140	52000150
	RIGHT REAR LIGHT	1	52550070	52550070	52550070
	LEFT REAR LIGHT	1	52550080	52550080	52550080
	SIDELIGHTS	2	51260060	51260060	51260060
24	CABLE GUARD	2	46580141	46580141	46580141
25	RIGHT LIGHTING SUPPORT	1	47761041	47761041	47761041
26	LEFT LIGHTING SUPPORT	1	47761051	47761051	47761051
27	RECTANGULAR END CAP	2	52110220	52110220	52110220

S120 - EP03 / S160 M - EP04 / D190 M - EP05



S120 - EP03 / S160 M - EP04





**Rolling unit**

• Rolling unit for S 120 and S 160 M

REP	DESIGNATION	QTY	S 120	S160M
1	AXLE WITH BRACKETS	1	32010302	
	AXLE WITH BRACKETS	1		32010272
	CHAMBER	2	51210060	51210070
	HUB	2	55320110	55320110
	LINED BRAKE SHOE	4		55310260
	BRAKE CAM	2	51220090	51220100
	CAM SPRING	2		57270480
	BRAKE KIT (2 LINED BRAKE SHOES + 2 SPRINGS)	2	54500190	
2	CONNECTING ROD	2	50610020	50610020
	STUD M22, L = 96	20	53010100	53010100
	NUT M22	20	52010250	52010250
	WHEEL COVER	2	51230100	51230100
	FRONT BEARING	2	57310470	57310560
	REAR BEARING	2	57310480	57310580
	DUST COVER	2	51240130	51240140
	HEXAGON SLOTTED NUT	2	52010260	52010260
3	HYDRAULIC BRAKING CONTROL (SEE P.C10-00)			
	PNEUMATIC BRAKING CONTROL (SEE P.C11-00)			
4	FLANGE	4	50590122	50590022
5	FRONT SUSPENSION PIN	2	50070030	
6	REAR SUSPENSION PIN	2	60090130	
7	LEAF SPRING	2	57270262	
	RING	2	50550030	
	BLADE M 80 x 14	2	54780100	
	2ND BLADE L.= 980	2	54780110	
	3RD BLADE L.= 740	2	54780120	
	4TH BLADE L.= 640	2	54780130	
	5TH BLADE L.= 540	2	54780450	
	6TH BLADE L.= 480	2	54780150	
7TH BLADE L.= 380	2	54780160		
8TH BLADE L.= 250	2	54780170		
8	SMALL COULTER CLAMP	2	52060030	
9	LARGE COULTER CLAMP	2	52060050	
	SPRING BOLT	2	52070050	
10	LOWER PLATE	2	46500262	

S120 - EP03 / S160 M - EP04



D190 M - EP05

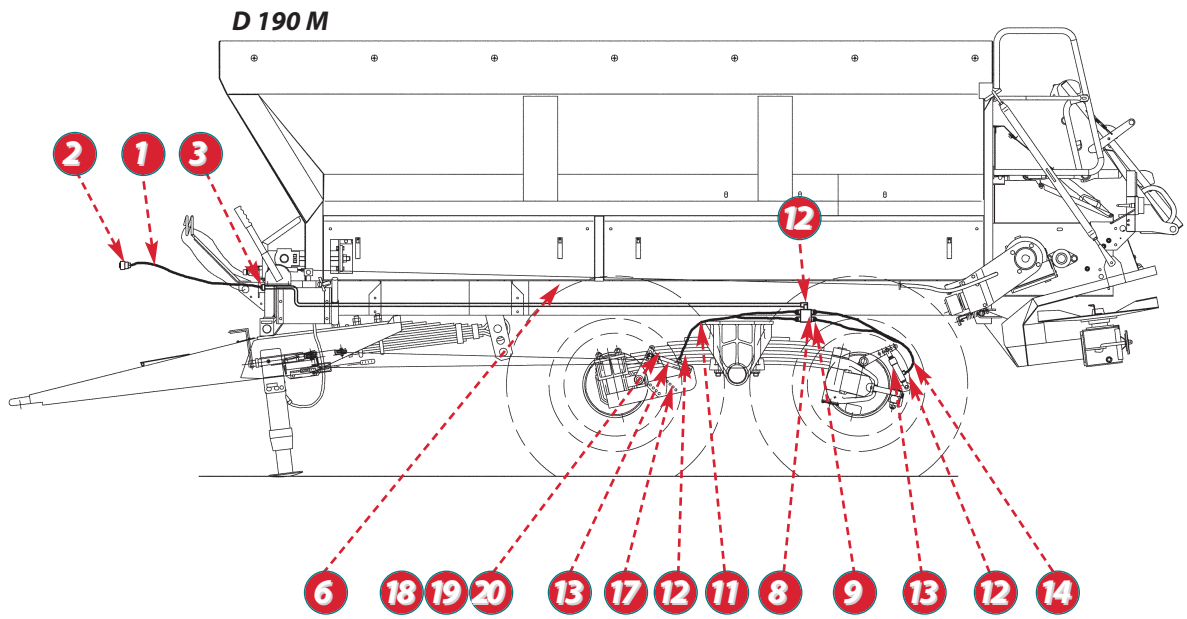
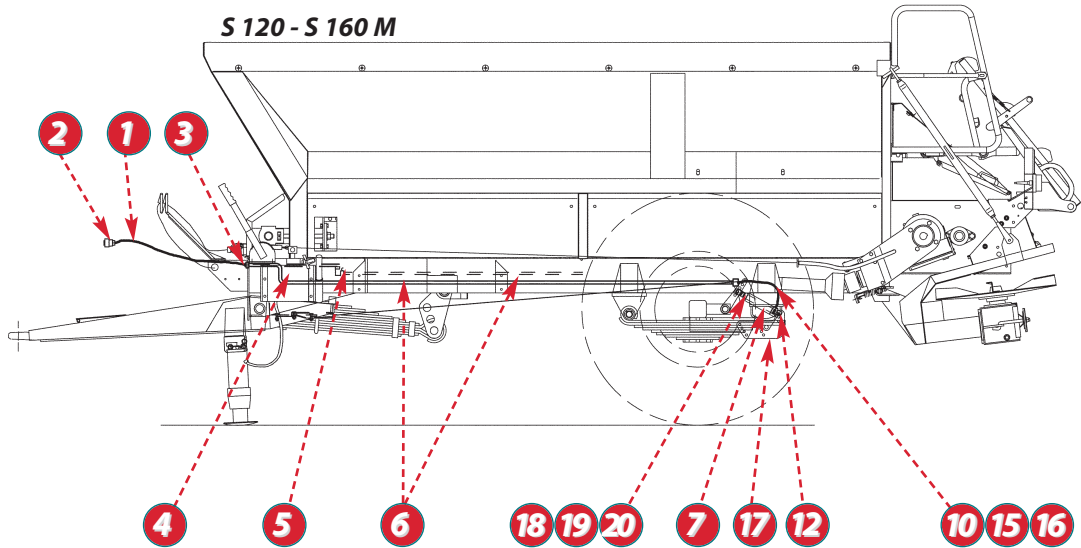
**Rolling unit**

**• Rolling unit for D 190 M**

REP	DESIGNATION	QTY	D 190 M
	COMPLETE BOGIE	1	30600040
1	AXLE WITH BRACKETS	1	32010312
	CHAMBER	2	51210020
	HUB	2	55320120
	LINED BRAKE SHOE	4	55310080
	BRAKE CAM	2	51220030
	RETURN SPRING	4	57270240
2	CONNECTING ROD	2	50610020
	STUD M18, L = 81	16	53010110
	NUT M18	16	52010070
	WHEEL COVER	2	51230060
	FRONT BEARING	2	57310220
	REAR BEARING	2	57310380
	DUST COVER	2	51240150
	HEXAGON SLOTTED NUT	2	52010110
3	HYDRAULIC BRAKING CONTROL (SEE P. C10-00)		
	PNEUMATIC BRAKING CONTROL (SEE P. C11-00)		
7	COMPLETE TAG AXLE	1	32010322
	CHAMBER	2	51210020
	HUB	2	55320120
	LINED BRAKE SHOE	4	55310080
	BRAKE CAM	2	51220030
	RETURN SPRING	4	57270240
	CONNECTING ROD	2	50610020
	STUD M18, L = 81	16	53010110
	NUT M18	16	52010070
	WHEEL COVER	2	51230060
	FRONT BEARING	2	57310220
	REAR BEARING	2	57310380
	DUST COVER	2	51240150
	HEXAGON SLOTTED NUT	2	52010110
8	COUPLING BAR	1	50720040
9	LOCKING ACTUATOR	2	59000500
	ELBOW	2	57250280
10	SHOCK ABSORBER	1	50040030
	HYDRAULIC CONTROL FOR BLOCKING THE TAG AXLE:	1	
	HYDRAULIC PIPE	1	28260241
	FLEXIBLE HOSE 1100 MM	2	52520170
	UNION	1	57250060
	BULKHEAD UNION	1	57250160
	WITH FLEXIBLE HOSE 2200 MM (STANDARD)	1	52520110
	UNION	1	57250180
	MALE HALF-VALVE	1	59030040
	OR WITH FLEXIBLE HOSE 2200 MM (OPTION)	1	52520010
	HALF-VALVE TO SCREW	1	59030010
11	SUSPENSION SPRING	2	57270490
	BEARING	2	56500330
	ARTICULATION PIN	2	50070210
	RING	4	50550120
	HEXAGON SLOTTED NUT	2	52010280
	FLANGE	4	50590330
	UPPER PLATE	4	56570750
	SPRING FLANGE	8	50590340

D190 M - EP05

S120 - EP03 / S160 M - EP04 / D190 M - EP05



**Hydraulic braking control**

REP	DESIGNATION	QTY	S 120	S 160 M	D 190 M
	HYDRAULIC BRAKING CONTROL		21020451	21020401	21020421
1	FLEXIBLE HOSE 2200 MM	1	52520010	52520010	52520010
2	BALL COUPLER	1	51150010	51150010	51150010
3	BULKHEAD UNION	1	57250160	57250160	57250160
4	HYDRAULIC PIPE	1	28260231		
5	ELBOW	1	57250040		
6	HYDRAULIC PIPE	1	28260191	28260171	28260171
7	RAM Ø 35	2	59000121	59000121	
8	DRILLED BLOCK	1			40580011
9	UNION	4			57250190
10	FLEXIBLE HOSE 700 MM	1	52520020	52520020	
11	FLEXIBLE HOSE 1100 MM	3			52520170
12	ELBOW	1-1-5	57250280	57250280	57250280
13	RAM Ø 25	4			59000221
14	FLEXIBLE HOSE 1650 MM	1			52520250
15	T-PIECE	1	57251080	57251080	
16	FLEXIBLE HOSE 500 MM	1	52520370	52520370	
17	RAM FLANGE ELEMENT	4	42020371	42020371	42020371
18	RAM CASING PIN	2-2-4	50070180	50070180	50070180
19	RAM PIN	2-2-4	40040710	40040710	40040710
20	DRAW SPRING	4-4-8	57270201	57270201	57270201

S120 - EP03 / S160 M - EP04 / D190 M - EP05




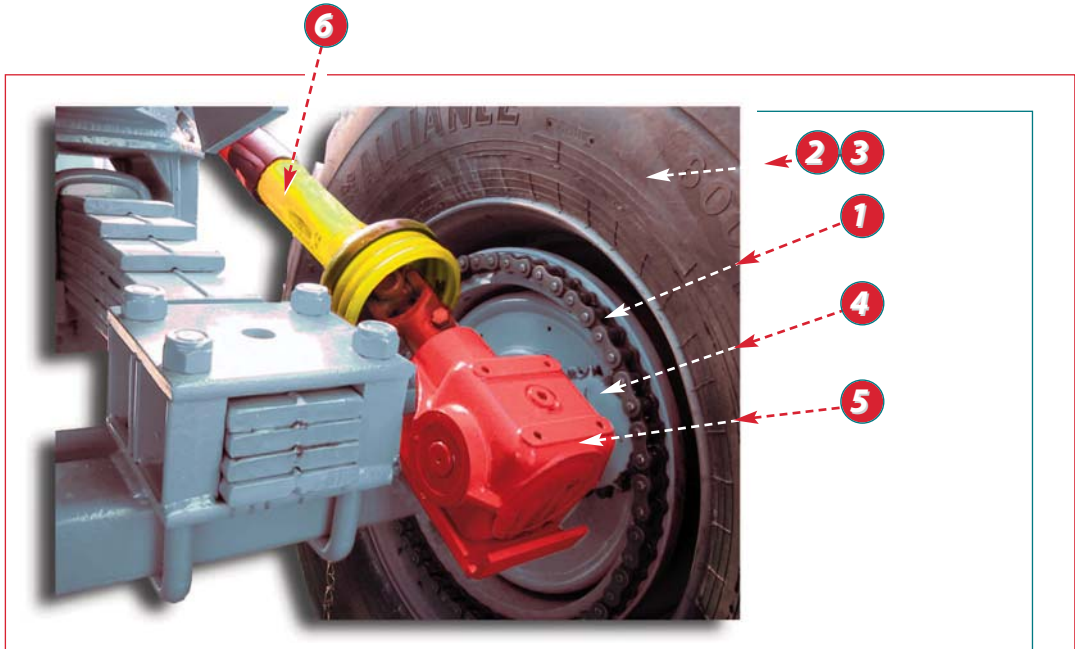


**Pneumatic braking control**

REP	DESIGNATION	QTY	S 120	S 160 M	D 190 M
	PNEUMATIC BRAKING CONTROL (2 PIPES)		21020501	21020521	21020541
1	RED HEAD	1	58340100	58340100	58340100
2	HEAD SUPPORT	2	57780050	57780050	57780050
3	RED SPIRAL TUBE	1	58320060	58320060	58320060
4	RIGHT UNION M22 x 1,5/ø12	2	57250830	57250830	57250830
5	IN-LINE FILTER	2	52540070	52540070	52540070
6	CHASSIS UNION M22 x 1,5/ø12	2	57250850	57250850	57250850
7	ELBOW M22 x 1,5/ø12	3	57250800	57250800	57250800
8	EMERGENCY RELAY VALVE (DOUBLE PIPE BRAKING SYSTEM)	1	59030141	59030141	59030141
	EMERGENCY RELAY VALVE (SINGLE PIPE BRAKING SYSTEM)	1	59030180	59030180	59030180
9	RETAINER + SEAL	2	54000540	54000540	54000540
10	CAP M22 x 1,5	2	50530130	50530130	50530130
11	ELBOW M22 x 1,5/ø16	2	57250810	57250810	57250810
12	45 L TANK	1			57400041
	30 L TANK	1	57400031	57400031	
13	PURGE VALVE	1	59030150	59030150	59030150
14	COLLAR + SUPPORT	2	51070221	51070221	51070231
15	PRESSURE TAP M22 x 1,5	1	56690030	56690030	56690030
16	T-PIECE	1-1-3	57250050	57250050	57250050
17	RIGHT UNION M16 x 1,5/ø12	2			57250840
18	BRAKE CYLINDER TYPE 16	4			59120021
	BRAKE CYLINDER TYPE 24	2	59120011		
	BRAKE CYLINDER TYPE 30	2		59120051	
19	PRESSURE TAP M16 x 1,5	1	56690040	56690040	56690040
20	CYLINDER CASE	2-2-4	51040050	51040050	51040050
21	YELLOW HEAD	1	58340110	58340110	58340110
22	YELLOW SPIRAL TUBE	1	58320070	58320070	58320070
23	ELBOW M16 x 1,5/ø12	2	57250820	57250820	57250820
	NYLON TUBE ø9/12 (M)		70950090	70950090	70950090
	NYLON TUBE ø12/16 (M)		70950080	70950080	70950080
	BRAKE CHAMBER	2	37761501	37761501	37761501
	TANK FASTENER	2	42500491	42500491	42500491
	EMERGENCY RELAY VALVE FASTENER	1	42500501	42500501	42500501
	RIGHT BRAKE CHAMBER (TAG AXLE)	1			37761511
	LEFT BRAKE CHAMBER (TAG AXLE)	1			37761521
	OFFSET ELEMENT FOR THE SMALL CONROD (TAG AXLE)	2			32020171
	GEAR SUPPORT	1			37761531
24	COUPLING HEAD (SINGLE PIPE BRAKING SYSTEM)	1	58340150	58340150	58340150
25	SEAL (SINGLE PIPE BRAKING SYSTEM)	1	54000880	54000880	54000880
26	EMPTY LOAD VALVE (SINGLE PIPE BRAKING SYSTEM)	1	57440020	57440020	57440020
27	UNION REDUCER 22/16 (SINGLE PIPE BRAKING SYSTEM)	1	57251430	57251430	57251430
28	BLACK SPIRAL TUBE (SINGLE PIPE BRAKING SYSTEM)	1	58320120	58320120	58320120

S120 - EP03 / S160 M - EP04 / D190 M - EP05

S120 - EP03 / S160 M - EP04 / D190 M - EP05


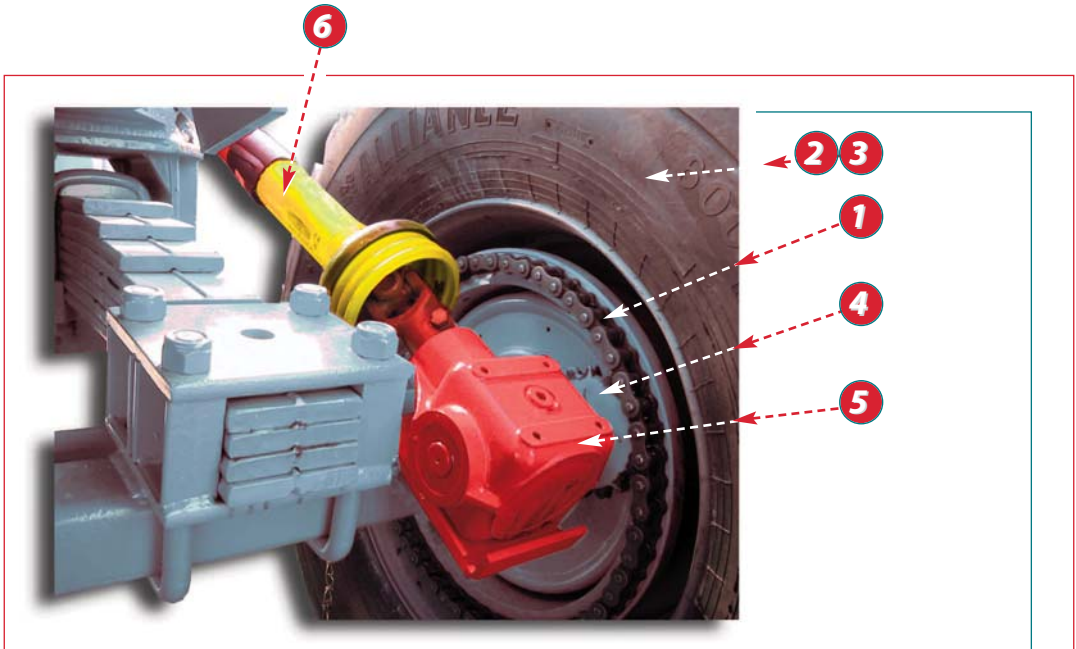


**DPA**

REP	DESIGNATION	QTY	S 120	S 160 M	D 190 M
1	CHAMBER WITH CHAIN	1	21000031	21000031	21000011
	CHAMBER 28 HOLES	1			41010011
	CHAMBER 32 HOLES	1	41010021	41010021	
	STUD CHAIN 56 LINKS	1			21010010
	STUD CHAIN 64 LINKS	1	21010020	21010020	
2	RIGHT WHEEL (NB: STANDARD MOUNT)	1-1-2	57290520	57290810	57291010
3	LEFT WHEEL (NB: STANDARD MOUNT)	1-1-2	57290530	57290820	57291010
	TYRE	2-2-4	56550070	56550080	56550180
	RIM	2-2-4	54010160	54010170	54010180
	AIR CHAMBER	2-2-4	51130060	51130070	
	VALVE	2-2-4	59030060	59030060	59030170
4	PINION	1	56510041	56510041	56510041
5	REVERSER REDUCER RA 130	1	57260021	57260021	57260021
	THROUGH SHAFT CIRCLIPS	2	51060100	51060100	51060100
	INPUT SHAFT SEAL	1	54000840	54000840	54000840
	BEARING	2	57310250	57310250	57310250
	THROUGH SHAFT SEAL	2	54000850	54000850	54000850
	MECANINDUS CAP	1	50530010	50530010	50530010
	KEY	2	60830060	60830060	60830060
	INPUT SHAFT CIRCLIPS	1	51060080	51060080	51060080
	TAPERED BEARING	2	57310260	57310260	57310260
6	DPA TRANSMISSION	1	58260170	58260170	
7	DPA TRANSMISSION (CHAMBER SIDE)	1			58260440
8	DPA TRANSMISSION (CLUTCH SIDE)	1			58260170
9	DPA LINK SHAFT	1			40020550
10	BEARING	2			56500021
11	DPA GUARD	1			46580112

S120 - EP03 / S160 M - EP04 / D190 M - EP05

S120 - EP03.. 033 → ... / S160 M - EP04.. 025 → ... / D190 M - EP05.. 009 → ...



S120 - EP03.. 033 → ... / S160 M - EP04.. 025 → ... / D190 M - EP05.. 009 → ...


DPA

REP	DESIGNATION	QTY	S 120	S 160 M	D 190 M
1	CHAMBER WITH CHAIN	1	21000031	21000031	21000011
	CHAMBER 28 HOLES	1			41010011
	CHAMBER 32 HOLES	1	41010021	41010021	
	STUD CHAIN 56 LINKS	1			21010010
	STUD CHAIN 64 LINKS	1	21010020	21010020	
2	RIGHT WHEEL (NB: STANDARD MOUNT)	1-1-2	57290520	57290810	57291010
3	LEFT WHEEL (NB: STANDARD MOUNT)	1-1-2	57290530	57290820	57291010
	TYRE	2-2-4	56550070	56550080	56550180
	RIM	2-2-4	54010160	54010170	54010180
	AIR CHAMBER	2-2-4	51130060	51130070	
	VALVE	2-2-4	59030060	59030060	59030170
4	PINION	1	56510041	56510041	56510041
5	REVERSER REDUCER T 25	1	57260441	57260441	57260441
	INT. CIRCLIPS Ø 72	4	51060140	51060140	51060140
	SEAL	2	54000330	54000330	54000330
	BEARING	2	57310640	57310640	57310640
	CAP Ø 72	1	50530330	50530330	50530330
	CAP Ø 100	1	50530340	50530340	50530340
	KEY	2	60840050	60840050	60840050
	INPUT SHAFT EXT. CIRCLIPS Ø 35	1	51060060	51060060	51060060
	TAPERED BEARING	2	57310550	57310550	57310550
	WEDGE	1	51010090	51010090	51010090
6	DPA TRANSMISSION	1	58260170	58260170	
7	DPA TRANSMISSION(CHAMBER SIDE)	1			58260440
8	DPA TRANSMISSION (CLUTCHE SIDE)	1			58260170
9	DPA LINK SHAFT	1			40020550
10	BEARING	2			56500021
11	DPA GUARD	1			46580112





S120 - EP03 / S160 M - EP04 / D190 M - EP05



14 15

12


9

1

2 3 4

5

11



18

17

6 7

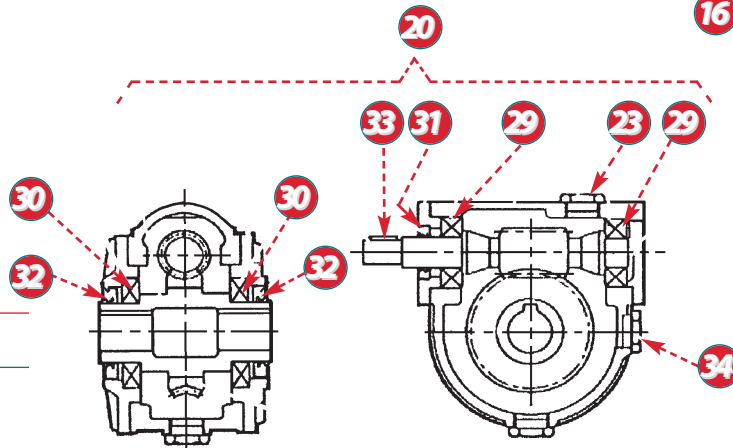
8

19

16

10

13



20

33 31

29

23 29

30

30

32

32

34


**Clutch**

REP	DESIGNATION	QTY	S 120	S 160 M	D 190 M
1	DOG CLUTCH SHAFT	1	40020100	40020100	40020100
2	COMPRESSION SPRING	1	57270010	57270010	57270010
3	BELLOWS	1	57760010	57760010	57760010
4	CENTRING RING	1	40500090	40500090	40500090
5	MOVING DOG CLUTCH	1	41060020	41060020	41060020
6	BEARING	2	57310020	57310020	57310020
7	FIXED DOG CLUTCH	1	41060010	41060010	41060010
	RETAINING RING	1	40500350	40500350	40500350
8	SPLINED SHAFT	1	45250050	45250050	45250050
9	COLLAR	2	51070100	51070100	51070100
10	SLIDER	1	41040011	41040011	41040011
11	FORK	1	32530041	32530041	32530041
12	CLEVIS	2	51040011	51040011	51040011
13	CLUTCH SUPPORT	1	37760321	37760321	37760321
14	TENSION BOLT	1	49030010	49030010	49030010
15	DRAW SPRING	1	57270340	57270340	57270340
16	HYDRAULIC JACK	1	59000021	59000021	59000021
17	ELBOW	1	57250090	57250090	57250090
18	FLEXIBLE HOSE 1000 MM	1	52520200	52520200	52520200
19	GUARD	1	46580021	46580021	46580021
20	REDUCER 1/10	1	57260171	57260171	57260171
23	FILLER CAP *	1	50530060	50530060	50530060
29	ENDLESS SCREW BEARING	2	57310230	57310230	57310230
30	HOLLOW SHAFT BEARING	2	57310240	57310240	57310240
31	ENDLESS SCREW SEAL	1	54000190	54000190	54000190
32	HOLLOW SHAFT SEAL	2	54000200	54000200	54000200
33	KEY	1	60830080	60830080	60830080
34	OIL LEVEL LIGHT	1	59050010	59050010	59050010
	BATTERY EVENT PLUG	1	50530070	50530070	50530070

\* recommended oil: TOTAL CARTER EP220 (1,8 litres)

S120 - EP03 / S160 M - EP04 / D190 M - EP05

S120 - EP03 / S160 M - EP04 / D190 M - EP05


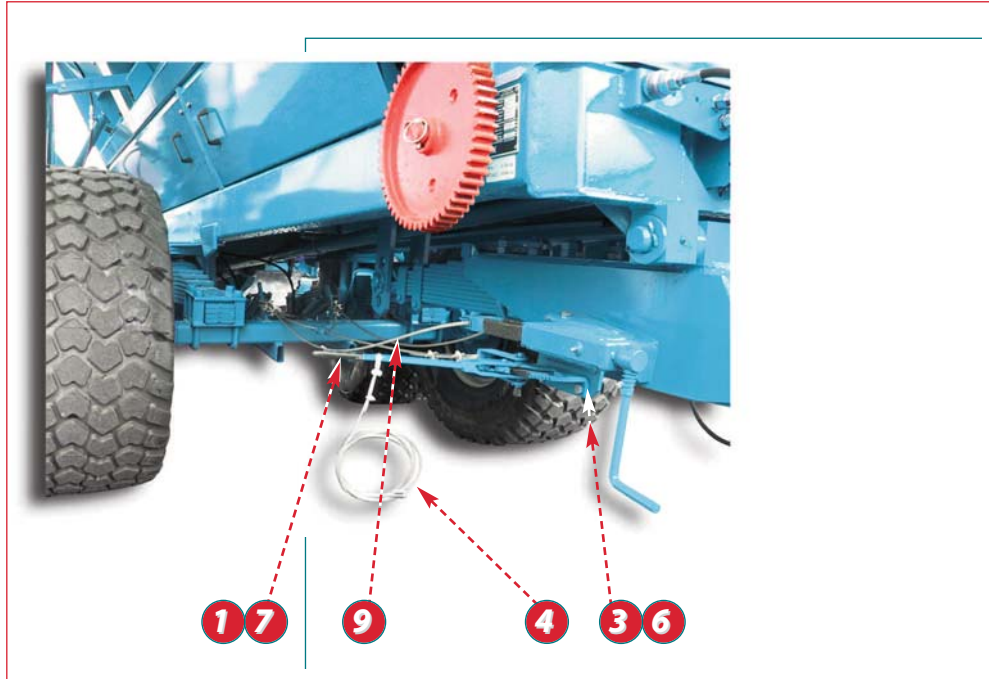


**Front suspension**

REP	DESIGNATION	QTY	S 120	S 160 M	D 190 M
1	ADJUSTING FLANGE	2	41070262	41070382	41070382
2	GUIDE PIN	1	40040250	40040460	40040460
3	SPACER	1	42000032		
4	DRAWBAR PIN	1	30010042	30010072	30010072
	WASHER Ø 45	5	60640040	60640040	60640040
5	SPRING PIN	1	40040260	40040460	40040460
6	FLANGE SPRING	3	50590072	50590072	50590072
7	DRAWBAR SPRING	1	57270152	57270152	57270152
	RING	1	50550020	50550020	50550020
	BLADE M	1	54780010	54780010	54780010
	BLADE C/L1	1	54780020	54780020	54780020
	BLADE C/L2	1	54780030	54780030	54780030
	2ND BLADE	1	54780040	54780040	54780040
	3RD BLADE	2	54780050	54780050	54780050
	4TH BLADE	2	54780060	54780060	54780060
	5TH BLADE	1	54780070	54780070	54780070
	6TH BLADE	1	54780080	54780080	54780080
	7TH BLADE	1	54780090	54780090	54780090
8	SMALL COULTER CLAMP	1	52060020	52060020	52060020
9	LARGE COULTER CLAMP	1	52060060	52060060	52060060
	SPRING BOLT	1	52070060	52070060	52070060

S120 - EP03 / S160 M - EP04 / D190 M - EP05

S120 - EP03 / S160 M - EP04 / D190 M - EP05




**Manual parking brake control**

REP	DESIGNATION	QTY	S 120	S 160 M	D 190 M
1	PARKING BRAKE LEVER	1	34750141		
2	EMERGENCY BRAKE CABLE PULLEY	1	36590011	36590011	36590011
3	LEVER BRACKET	1	42500471		
4	SECURITY CABLE Ø 3,2	1	51000020	51000020	51000020
5	FLEXIBLE CABLE Ø 8 WITH CRIMP STOP	1	51000210	51000210	51000210
	HEART SHAPED THIMBLE Ø 5	1	51090010	51090010	51090010
	HEART SHAPED THIMBLE Ø 8	3-5-5	51090030	51090030	51090030
	CABLE TIGHTENER Ø 8	6-10-10	57750030	57750030	57750030
	CABLE TIGHTENER Ø 3	2	57750050	57750050	57750050
6	DOUBLE FLANGE FOR PARKING SCREW BRAKE	1		31030291	31030291
7	EMERGENCY BRAKE HANDLE	1		34750011	34750011
8	FLEXIBLE CABLE Ø 8	1		51000200	51000200
9	LINCHPIN Ø 6 FOR PARKING BRAKE CABLE	1			52120020

S120 - EP03 / S160 M - EP04 / D190 M - EP05



S120 - EP03 / S160 M - EP04 / D190 M - EP05



**Miscellaneous accessories**

REP	DESIGNATION	QTY	S 120	S 160 M	D 190 M
	HOPPER EXTENSIONS (SET) (MODEL 03)	1	27250312	27250322	27250322
1	SIDE HOPPER EXTENSION	2	37250412	37250422	37250422
2	TRANSVERSAL HOPPER EXTENSION	2	37250392	37250342	37250342
3	ANTI-CLOD MESH (SET) (MODEL 03)	1	23000190	23000200	23000200
	MESH 2000 x 980	4	33010280	33010280	33010280
	MESH 2000 x 500	1		33010290	33010290
4	KEY	6-8-8	41160010	41160010	41160010
5	ANTI-LIFTING SUPPORT	4	46550620	46550620	46550620
	FULL UNWINDING COVER (MODEL 03)	1	20520322	20520332	20520332
6	UNWINDING TUBE	1	48260651	48260661	48260661
7	MANOEUVRING HANDLE	1	36560051	36560051	36560051
8	STUB	1	52110030	52110030	52110030
9	TAIL WASHER	1	37300021	37300021	37300021
10	STOP	2	40540181	40540181	40540181
11	FLAT SPACER	2	46540571	46540571	46540571
12	TUBE	1	.03 0252	.03 0262	.03 0262
13	FRONT PANEL	1	36580492	36580492	36580492
14	REAR PANEL	1	36580482	36580482	36580482
15	OBTURATOR PLATE (IF THERE IS NO PNEUMATIC FILLING)	1	38270462	38270462	38270462
16	RIGHT SIDE PANEL	1	36580582	36580602	36580602
17	LEFT SIDE PANEL	1	36580592	36580612	36580612
18	COVER WITH SANDOW (RED)	1	50580420	50580440	50580440
19	TARPAULIN BOW	2		30050012	30050012
	TYRE INNER TUBE FOR ROLLING HOPPER COVER (MODEL 03)	1	28260522		
	TYRE INNER TUBE FOR ROLLING HOPPER COVER (MODEL 03)	1		28260532	28260532
	LONGITUDINAL TUBE	1	38300572		
	REAR TUBE	1	38300602		
20	DOUBLE LONGITUDINAL TUBE	1		38300582	38300582
21	REAR DOUBLE TUBE	1		38300592	38300592
22	FLANGE ELEMENT	1	32020042	32020042	32020042
23	FLANGE ELEMENT WITH BRACKETS	1	32020032	32020032	32020032
24	FLANGE BRACKET	1	32510102	32510102	32510102
25	FLANGE	4		50590312	50590312
26	TIGHTENING PLATE	2		46540892	46540892
27	SPACER	2		32030092	32030092
28	1/2 FIRE CONNECTION Ø 80 / 90	1	57250010	57250010	57250010
29	"FRONT FILLING" STICKER	1		50061280	50061280
30	"REAR FILLING" STICKER	1		50061270	50061270

S120 - EP03 / S160 M - EP04 / D190 M - EP05

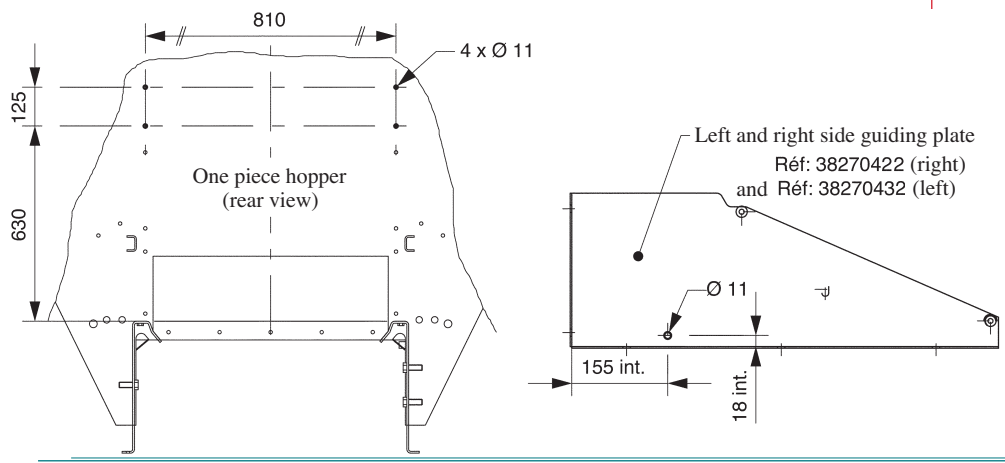
S80 - EP02 / S120 - EP03 / S160 M - EP04 / D190 M - EP05



**NOTE:**

THE PHOTO REPRESENTS THE LIFTED TOWARDS THE REAR POSITION OF THE DOUBLE SHUTTER WHICH IS USED WHEN SPREADING DAMP BULK

**DRILLING PLAN FOR THE HYDRAULIC CONTROLLED DOUBLE SHUTTER**

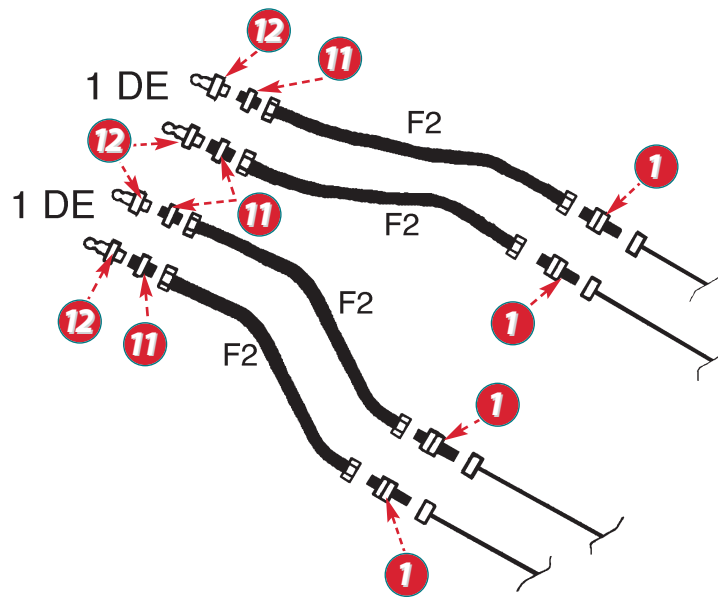


**Hydraulic controlled double shutter**

REP	DESIGNATION	QTY	REFERENCE	OBSERVATION
	HYDRAULIC CONTROLLED DOUBLE SHUTTER	1	28310121	
1	LEFT ACTUATOR SUPPORT	1	37760651	
	RIGHT ACTUATOR SUPPORT	1	37760821	
2	SHUTTER SLIDE RAIL	1	33030031	
	FLAP	1	40530480	
3	LEFT SHUTTER	1	38290151	
4	RIGHT SHUTTER	1	38290141	
5	LEFT SHUTTER	2	40050591	
	BETA PIN 3 STAINLESS STEEL	2	61770010	
6	RAM D.E.	2	59000191	
	SCREW TH M10 x 50 STAINLESS STEEL	2	61060070	
	LOCK NUT H M10 STAINLESS STEEL	2	61580060	
	FLAT WASHER Ø 10 STAINLESS STEEL	4	61610060	
	FLAT WASHER Ø 16 STAINLESS STEEL	4	61610090	
	UNION 13 x 8 . 13N	2	57250300	
	ELBOW 13 x 8 . 13N	2	57250200	
	FLEXIBLE HOSE 1100 MM - S8 ETG13 / S8 ETG 13	2	52520170	
	FLEXIBLE HOSE 850 MM - S8 ETG13 / S8 ETG 13	2	52520260	
	7	ADAPTABLE ELBOW 13V	4	57250640
8	DOUBLE BULKHEAD UNION 13 CL 20N	4	57250160	
	FRONT OF THE MACHINE COMPONENTS:			
	FLEXIBLE HOSE 2200 MM - S8 ETG13 / S8 ETG 13	4	52520110	
	MALE HALF-VALVE CMB 1/2 G	4	59030040	
	UNION 13 x 15 . 21N	4	57250180	
	COPPER SEAL JC21	4	54000370	
	UNION 13N	4	57250390	
	HYDRAULIC PIPE 8/13 (M)	4	70930250	} CUT, BENDED
	OLIVE END FOR CONNECTION	12	56250010	} AND CRIMPING
	CONNECTION NUT	12	52010090	} (TO BE DEFINED
COLLAR BASE	8	52050030	WHEN MOUNTING	
COLLAR	8	51070040	FOLLOWING OPTIONS)	
	HYDRAULIC CONTROLLED DOUBLE SHUTTER, WITH SENSORS (COMPONENTS IDENTICAL TO THE ABOVE EXCEPT FOR RAM D.E. REP 6)	1	28310141	
	RAM D.E. WITH SENSOR	2	59000271	

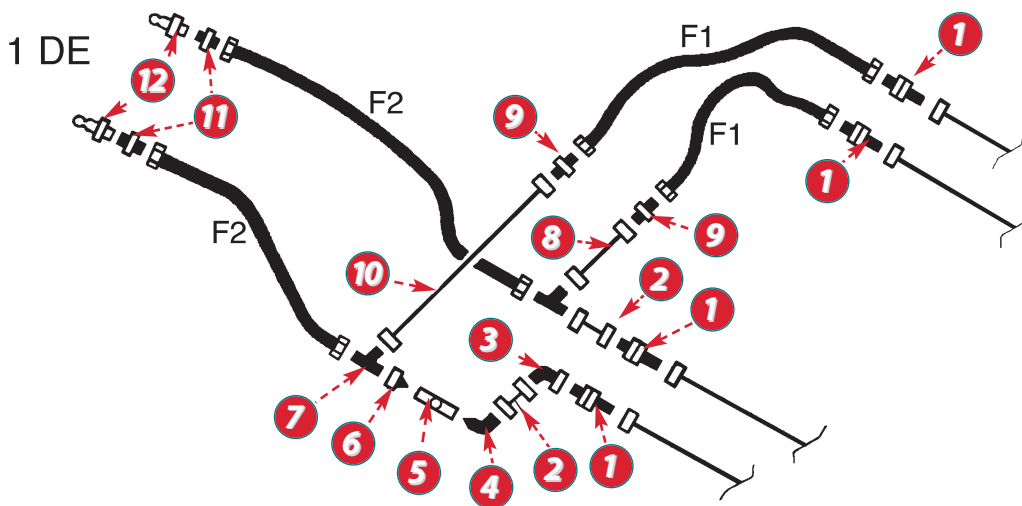
S80 - EP02 / S120 - EP03 / S160 M - EP04 / D190 M - EP05

S80 - EP02 / S120 - EP03 / S160 M - EP04 / D190 M - EP05



**A**

**NB:** HYDRAULIC CIRCUIT A:  
IF THE TRACTOR HAS TWO DOUBLE SPOOL VALVES (STANDARD)



**B**

**NB:** HYDRAULIC CIRCUIT B:  
IF THE TRACTOR HAS ONLY ONE DOUBLE ACTION SPOOL VALVES (OPTION)


**Hydraulic controlled double shutter (next)**

REP	DESIGNATION	QTY	REFERENCE	OBSERVATION
	<b>HYDRAULIC CIRCUIT A</b>			
1	DOUBLE BULKHEAD UNION 13 CL 20N	4	57250160	
11	MALE UNION 13 x 15 . 21N	4	57250180	
12	MALE HALF-VALVE CMB 1/2G	4	59030040	
F2	FLEXIBLE HOSE 2200 MM - S8 ETG13 / S8 ETG13	4	52520110	
	<b>HYDRAULIC CIRCUIT B</b>			
1	DOUBLE BULKHEAD UNION 13 CL 20N	4	57250160	
2	HYDRAULIC PIPE 8/13	2		(TO BE DEFINED WHEN MOUNTING)
3	ADAPTABLE ELBOW 13V	1	57250640	
4	TAPERED MALE ELBOW 13 x 12 . 17N	1	57250280	
5	VALVE BKH - R3/8	1	59060040	
6	TAPERED ADAPTATOR 13 x 12 . 17	1	57250070	
7	T-PIECE 13N	2	57250060	
8	HYDRAULIC PIPE 8/13	1		(TO BE DEFINED WHEN MOUNTING)
9	UNION 13N	2	57250390	
10	HYDRAULIC PIPE 8/13	1		(TO BE DEFINED WHEN MOUNTING)
11	MALE UNION 13 x 15 . 21N	2	57250180	
12	MALE HALF-VALVE CMB 1/2G	2	59030040	
F1	FLEXIBLE HOSE 1100 MM - S8 ETG13 / S8 ETG13	2	52520170	
F2	FLEXIBLE HOSE 2200 MM - S8 ETG13 / S8 ETG13	2	52520110	

S80 - EP02 / S120 - EP03 / S160 M - EP04 / D190 M - EP05



S80 - EP02 / S120 - EP03 / S160 M - EP04 / D190 M - EP05

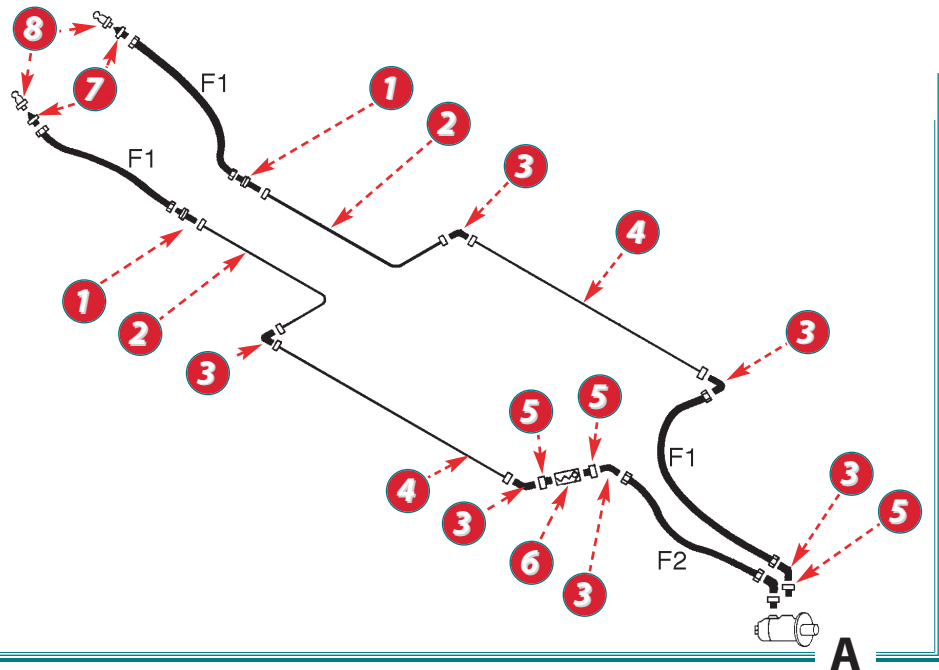


**Hydraulic command for emptying when stopped**

REP	DESIGNATION	QTY	S 80	S120/S160M D190M
	HYDR. COMMAND FOR EMPTYING WHEN STOPPED: MEC. SPREADING SYSTEM	1	21020471	21020251
	MOUNTED DRIVE SLEEVE	1	25250021	25250021
1	FLANGE COUPLING	1	45250021	45250021
2	QUICK LOCKING COUPLING	1	55260041	55260041
	SCREW TH M8 x 30 STAINLESS STEEL	6	61050040	61050040
	LOCK NUT H M8 STAINLESS STEEL	6	61580050	61580050
3	SUPPORT	1	37760941	37760941
4	SHAFT SUPPORT	1	40020370	40020370
5	BEARING	2	56500171	56500171
	SCREW TH M8 x 55 STAINLESS STEEL	2	61050090	61050090
	NUT H M8 STAINLESS STEEL	2	61550050	61550050
	FLAT WASHER Ø 8 STAINLESS STEEL	4	61610050	61610050
	GROWER WASHER Ø 8 STAINLESS STEEL	2	61620050	61620050
6	FASTENER	1	32510391	32510221
7	HYDRAULIC MOTOR	1	55280031	55280081
8	CONTACT	1	56600030	

S80 - EP02 / S120 - EP03 / S160 M - EP04 / D190 M - EP05

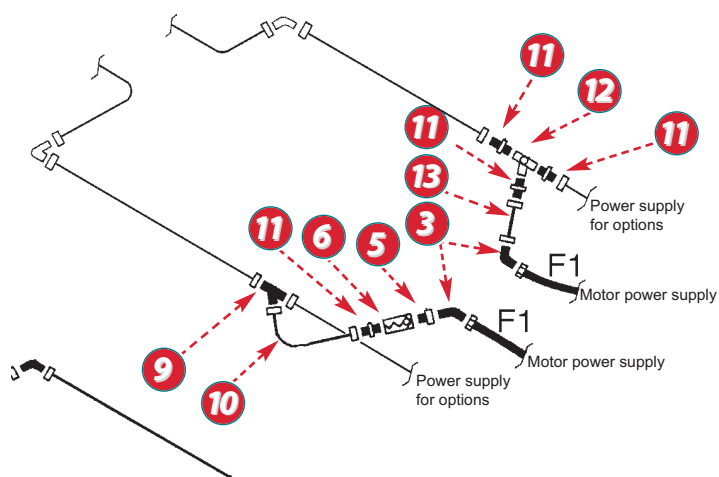
S80 - EP02 / S120 - EP03 / S160 M - EP04 / D190 M - EP05



**NB:** HYDRAULIC CIRCUIT A:  
IF THE MACHINE IS NOT FITTED WITH A HYDRAULIC CIRCUIT



**The tractor must supply a flow rate of 50 l/minute max at 150 bars max**



**NB:** HYDRAULIC CIRCUIT B:  
IF THE MACHINE IS FITTED WITH A HYDRAULIC CIRCUIT FOR OPTIONS OR FOR SPREADING SYSTEMS

**Hydraulic command for emptying when stopped (next)**

**• Hydraulic circuit**

REP	DESIGNATION	QTY	REFERENCE	OBSERVATION
	<b>HYDRAULIC CIRCUIT A</b>			
1	DOUBLE BULKHEAD UNION 13 CL 20N	2	57250160	
2	HYDRAULIC PIPE 8/13	2		(TO BE DEFINED WHEN MOUNTING)
3	ELBOW 13N	7	57250040	
4	HYDRAULIC PIPE 8/13	2		(TO BE DEFINED WHEN MOUNTING)
5	UNION ADAPTOR 13 x 15.21	4	57250860	
6	SIMPLE CHECK VALVE 1B NV10	1	51270010	
7	TAPERED MALE UNION 13 x 15 . 21N	2	57250870	
8	MALE HALF-VALVE CMB 1/2G	2	59030040	
F1	FLEXIBLE HOSE 2200 MM - S8 ETG13 / S8 ETG13	2	52520110	
F2	FLEXIBLE HOSE 1650 MM - S8 ETG13 / S8 ETG13	1	52520250	
F3	FLEXIBLE HOSE 700 MM - S8 ETG13 / S8 ETG13	1	52520100	
	<b>HYDRAULIC CIRCUIT B</b>			
3	ELBOW 13N	4	57250040	
5	UNION ADAPTOR 13 x 15.21	3	57250860	
6	SIMPLE CHECK VALVE 1B NV10	1	51270010	
9	T-PIECE 13N	1	57250060	
10	HYDRAULIC PIPE 8/13	1		(TO BE DEFINED WHEN MOUNTING)
11	MALE UNION 13 x 15 . 21N	4	57250180	
12	VALVE BK 3 - R1/2	1	59060030	
13	HYDRAULIC PIPE 8/13	1		(TO BE DEFINED WHEN MOUNTING)
F1	FLEXIBLE HOSE 2200 MM - S8 ETG13 / S8 ETG13	2	52520110	

S80 - EP02 / S120 - EP03 / S160 M - EP04 / D190 M - EP05

**S80 - EP02 / S120 - EP03 / S160 M - EP04 / D190 M - EP05**

**GUILLOTINE SHUTTER IN WORKING POSITION**




**1**

**2**

**GUILLOTINE SHUTTER IN REST POSITION**



**PLATE SHUTTER PLACED TO THE LEFT**



**4**

**9**

**10**

**2**

**6**

**1**

**3**

**7**

**PLATE SHUTTER (LIFTED POSITION)**



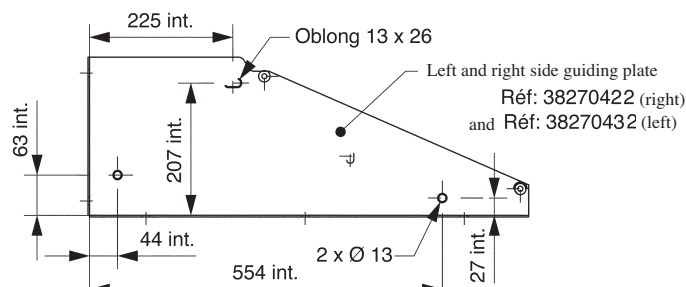
**12**

**8**

**5**

**11**

**DRILLING PLAN FOR THE PLATE SHUTTER**



**Guillotine shutter 33% reduction**

REP	DESIGNATION	QTY	REFERENCE	OBSERVATION
1	GUILLOTINE SHUTTER	1	38290230	
2	PIN BETA 3 STAINLESS STEEL	2	61770010	

**• Plate shutter for unilateral spreading**

REP	DESIGNATION	QTY	REFERENCE	OBSERVATION
	PLATE SHUTTER FOR UNILATERAL SPREADING		28310151	
1	SHUTTER	1	38290181	
2	CROSSHEAD	1	38360021	
3	LOCKING PIN	2	30010190	
4	CROSSHEAD BRACKET	2	42500371	
5	GUIDE PLATE	1	46540721	
6	SPRING	2	57270270	
7	SCREW CHC M6 x 60 STAINLESS STEEL	2	61210110	
8	PIN BETA Ø 4 STAINLESS STEEL	2	61770020	
9	SCREW TH M12 x 25 STAINLESS STEEL	2	61070010	
10	NUT HM12 STAINLESS STEEL	2	61550070	
	GROWER WASHER Ø 12 STAINLESS STEEL	2	61620070	
11	PIN BETA Ø 3 STAINLESS STEEL	1	61770010	
12	BLACK LINK	1	54820010	

S80 - EP02 / S120 - EP03 / S160 M - EP04 / D190 M - EP05



S80 - EP02 / S120 - EP03 / S160 M - EP04 / D190 M - EP05



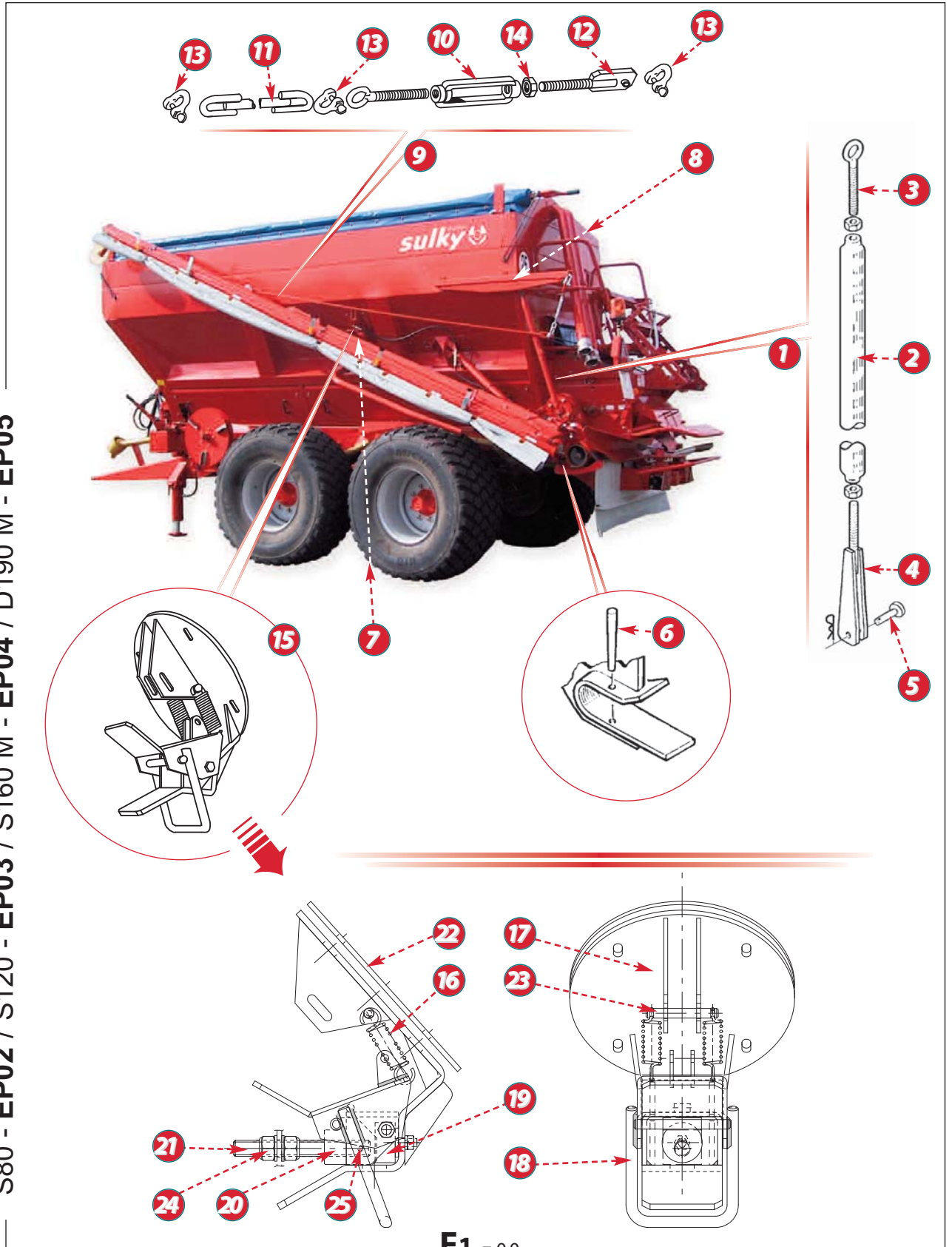
**Dose calibration kit**

REP	DESIGNATION	QTY	REFERENCE	OBSERVATION
	DOSE CALIBRATION KIT		24500691	
1	BUCKET SUPPORT	1	37761441	
2	FASTENER	2	32510371	
3	TIGHTENING PLATE	2	36570041	
4	ROUND STUB	2	52110100	
5	STAR BUTTON	2	50520050	
6	RECOVERY BASK	2	56730010	
7	SUSPENDE SCALE	1	56620230	(OPTION)
	SCREW CHC M8 x 50 STAINLESS STEEL	2	61220070	
	LOCK NUT H M8 STAINLESS STEEL	2	61580050	
	SCREW TH M6 x 15 STAINLESS STEEL	4	61040120	
	GROWER WASHER Ø6 STAINLESS STEEL	4	61620040	
	NUT H M6 STAINLESS STEEL	4	61550040	

S80 - EP02 / S120 - EP03 / S160 M - EP04 / D190 M - EP05

**SPREADING SYSTEM and OPTIONS**

S80 - EP02 / S120 - EP03 / S160 M - EP04 / D190 M - EP05



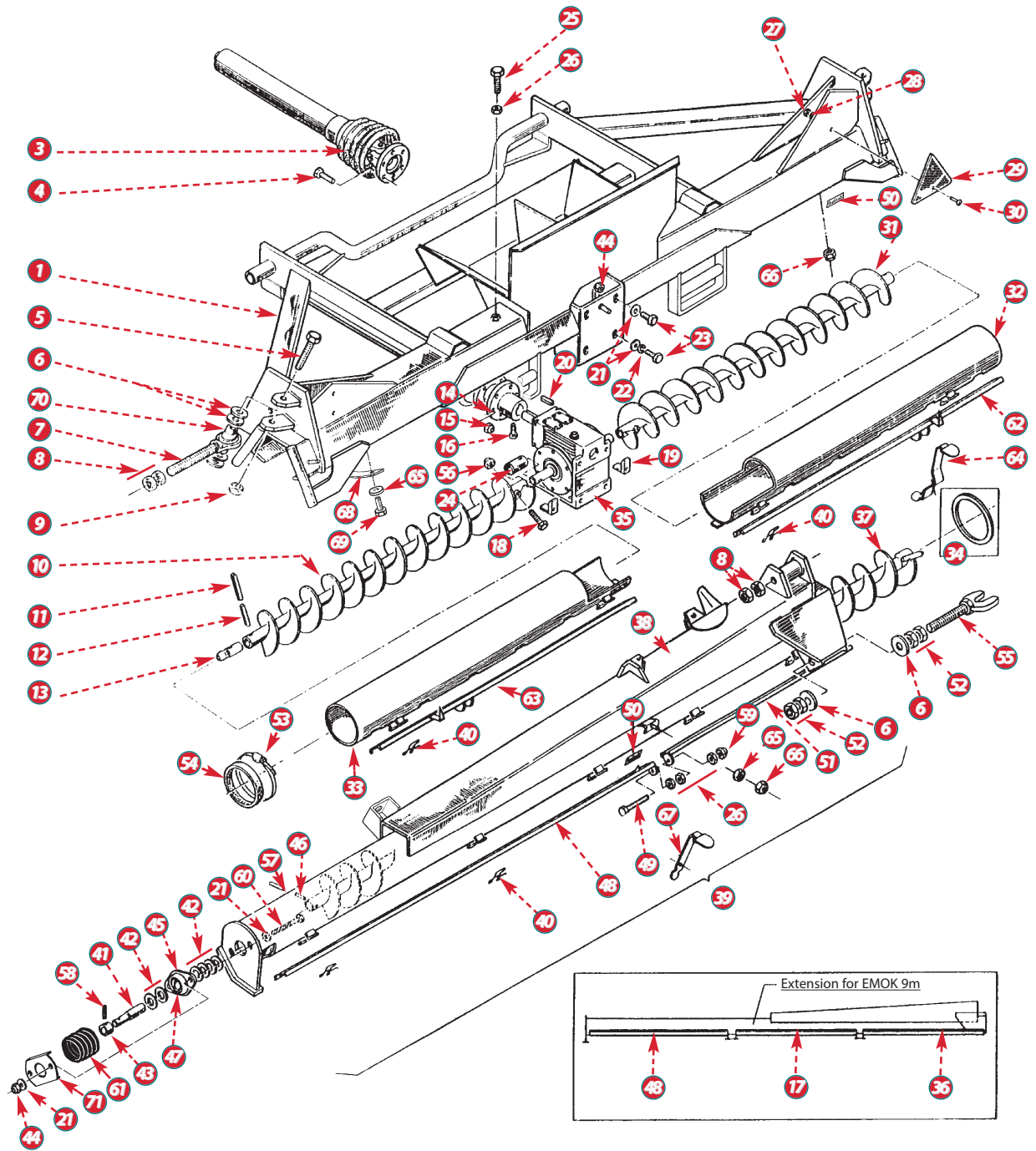
S80 - EP02 / S120 - EP03 / S160 M - EP04 / D190 M - EP05

**Pre-equipment for mechanical drive spreading systems**

REP	DESIGNATION	QTY	REFERENCE	OBSERVATION
1	MOUNTED HANGER FOR AUGERS /DPM1/DPM2	2	27760061	
2	BODY	2	31130021	
3	ROUND EYE BOLD 22/58	2	56640070	
4	FLANGE NUT	2 2	31030241 61550100	
5	HANGER PIN PIN BETA Ø3 STAINLESS STEEL	2 2	40040441 61770010	
6	TAPERED PIN	2	61880010	
7	LOCKING TAB	2	46590071	
8	COMPLETE CABLE FRAME	1	21080011	} ONLY FOR 12M BOOMS
9	COMPLETE CABLE TIE ROD	2	28320091	
10	OBLONG TENSIONER 14	2	58250010	
11	TIE ROD	2	38260031	
12	CABLE FLANGE	2	31030261	
13	CLEVIS	6	55290020	
14	NUT	2	61550080	
15	FULL LOCK FOR AUGERS	2	29000131	
16	DRAWBAR SPRING	2	57270021	
17	LOCK SUPPORT	2	37760551	
18	LOCK FLANGE	2	31030141	
19	CONTACT SHOCK ABSORBER	2	56600030	
20	HOOK	2	41080020	
21	THREADED SECTION LGTH.= 170 FOR AUGERS	2	48270110	
22	BACK PLATE	2	41030101	
23	GUIDE PIN	2	40040790	
24	LOCK NUT	4	61580110	
25	SECURITY PIN	2	61670110	

**SPREADING SYSTEM and OPTIONS**

S80 - EP02 / S120 - EP03 / S160 M - EP04 / D190 M - EP05



GREASE FOR REP 35 = MOBIL PLEX 43 OR EQUIVALENT

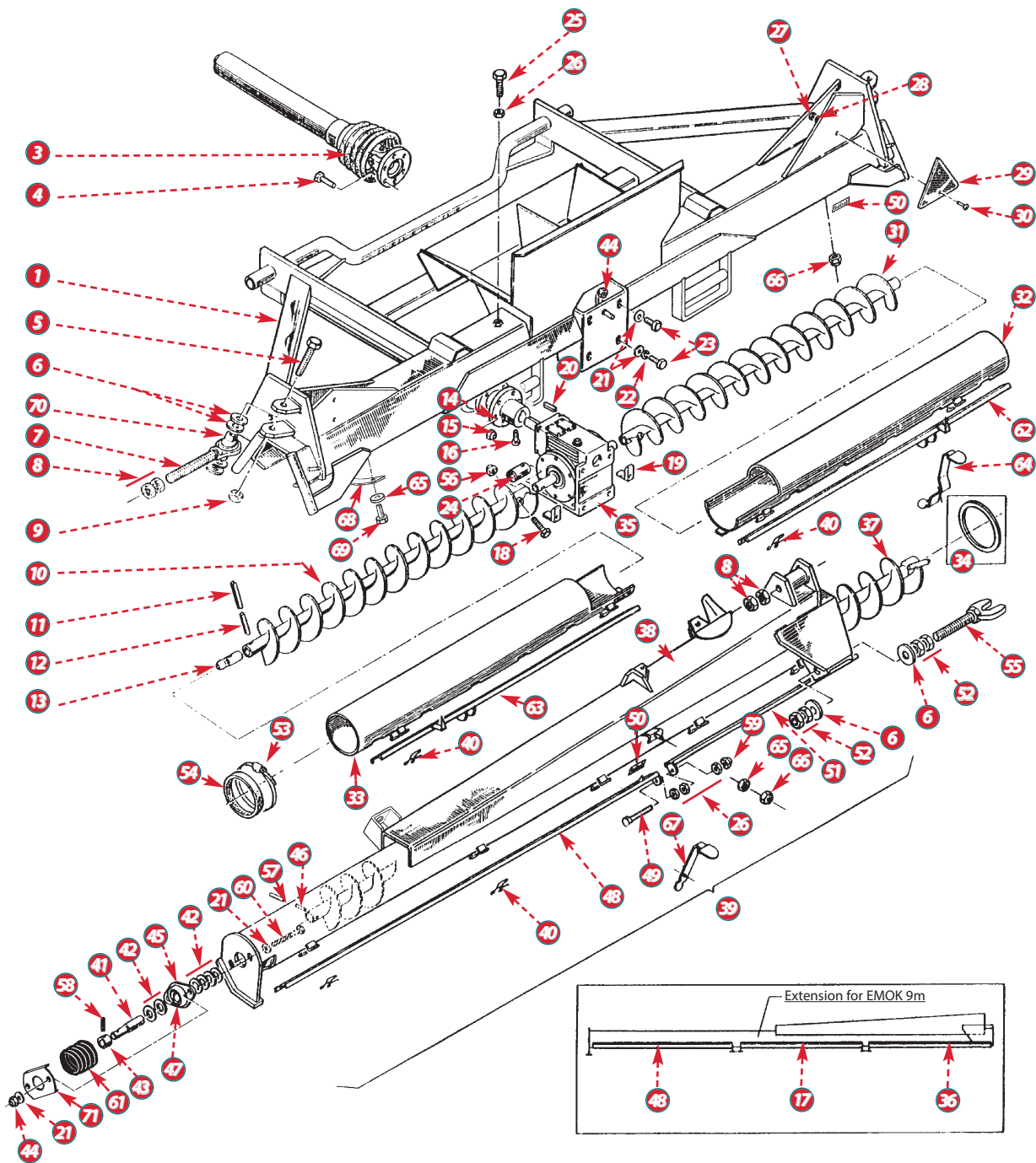
**Augers 6 - 9 m (mechanical drive)**

REP	DESIGNATION	QTY	REFERENCE	OBSERVATION
	6M BOOM	1	12050051	
	9M BOOM	1	12050061	
	CENTRAL PART FOR 6/9M BOOMS	1	26500091	
1	CENTRAL STRUCTURE FOR 6/9M BOOMS	1	37750071	
	CENTRAL BLOCK	1	20530041	(+10+31+24+35+18+56+14)
3	1/2 MALE TRANSMISSION	1	58260040	
4	SCREW	6	61050040	
5	BALL JOINT AXLE	2	40040210	
6	FLAT WASHER	4	61610110	
	SET RING	4	61640020	
7	SCREW IN BALL JOINT	2	57280041	
	SCREW IN BALL JOINT WITH NUTS	2	27280021	
70	BALL JOINT SPACER Ø20/25	2	42000200	
8	NUT	8	61560150	
9	NUT	2	61550120	
10	CENTRAL LEFT SCREW THREAD MOUNTED WITH GUIDE	1	22500180	(+11+12+13)
11	PIN	2	60720130	
12	PIN	2	60690140	
13	SPHERICAL GUIDE	2	43020020	
14	FLANGE COUPLING	1	45250021	
15	LOCK NUT	6	61580050	
16	SCREW	1	61060010	
17	VALVE FOR 9M BOOM EXTENSION	2	39000060	
18	SCREW	4	61070080	
19	CAPTIVE NUT	2	32000010	
20	KEY	1	60830070	
21	FLAT WASHER	4	61610060	
22	GROWER WASHER	2	61620060	
23	SCREW	4	61060040	
24	REINFORCING RING	2	40500100	
25	SCREW	4	61050040	
26	NUT	16	61550050	
27	NUT	2	61550030	
28	TOOTH LOCKWASHER	2	61630030	
29	WARNING TRIANGLE	2	58270010	
30	SCREW	2	61370020	
31	CENTRAL RIGHT SCREW THREAD MOUNTED WITH GUIDE	1	22500170	(+11+12+13)
32	RIGHT CENTRAL SHEATH	1	33000491	
33	LEFT CENTRAL SHEATH	1	33000501	
34	COLLAR	2	49000020	
35	REDUCER	1	57260071	
	HUB BEARING PV	2	57310130	
	FRONT SCREW BEARING GV	1	57310120	
	REAR SCREW BEARING GV	1	57310110	
	HUB SEAL PV	2	54000020	
	SCREW SEAL GV	1	54000010	
36	VALVE FOR 9M BOOM EXTENSION	2	39000050	
37	THREAD EXTENSION			
	R. THREAD EXTENSION ASSEMBLED WITH PIN FOR 6M BOOM	1	22500190	(+41+46+57)
	L. THREAD EXTENSION ASSEMBLED WITH PIN FOR 6M BOOM	1	22500200	(+41+46+57)
	R. THREAD EXTENSION ASSEMBLED WITH PIN FOR 9M BOOM	1	22500210	(+41+46+57)
	L. THREAD EXTENSION ASSEMBLED WITH PIN FOR 9M BOOM	1	22500220	(+41+46+57)
38	REINFORCED SHEATH			
	RIGHT REINFORCED SHEATH FOR 6M BOOM	1	33000211	
	LEFT REINFORCED SHEATH FOR 6M BOOM	1	33000221	
	RIGHT REINFORCED SHEATH FOR 9M BOOM	1	33000231	
	LEFT REINFORCED SHEATH FOR 9M BOOM	1	33000241	

S80 - EP02 / S120 - EP03 / S160 M - EP04 / D190 M - EP05



S80 - EP02 / S120 - EP03 / S160 M - EP04 / D190 M - EP05



**GRESA FOR REP 35 = MOBIL PLEX 43 OR EQUIVALENT**

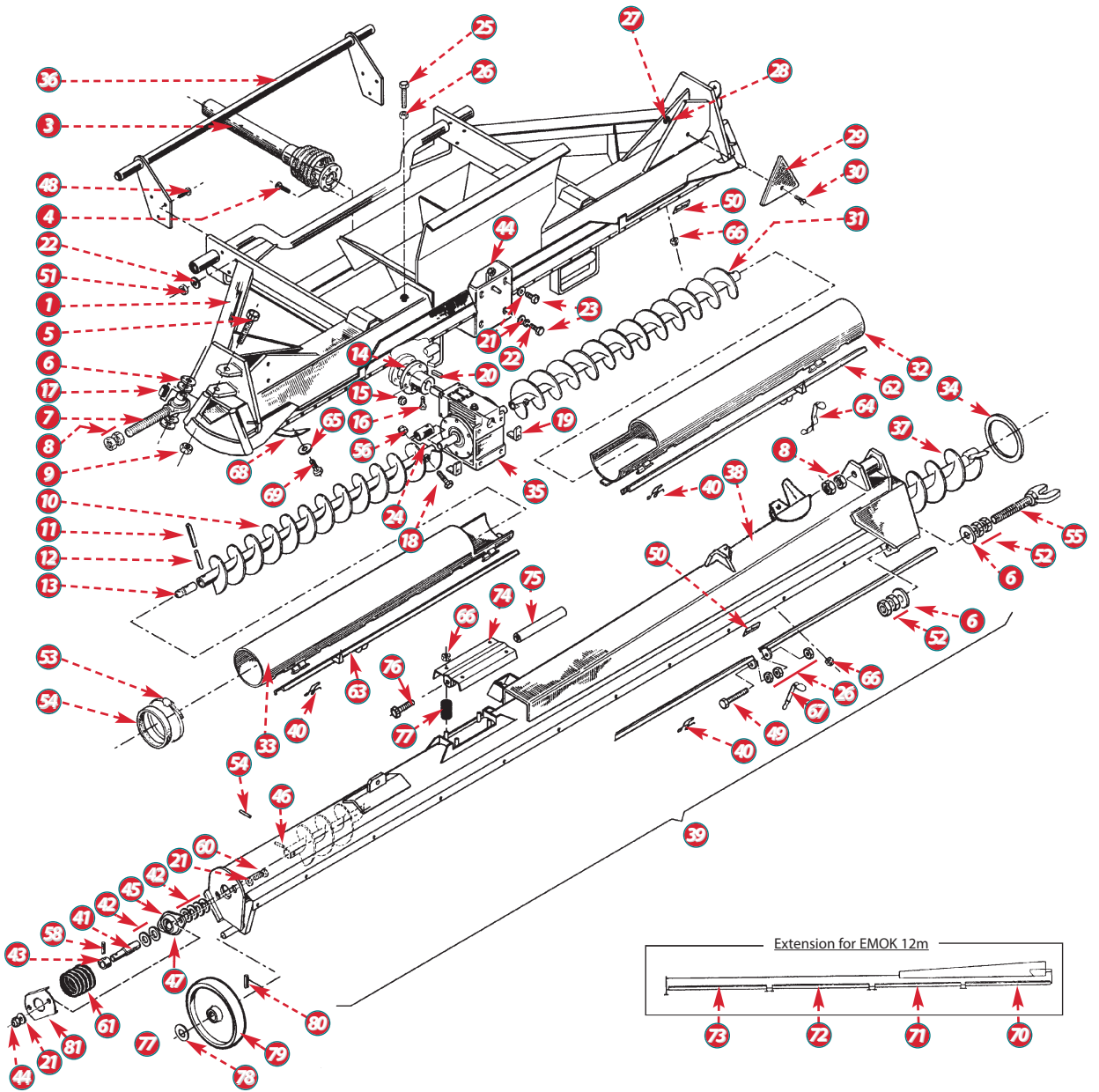
S80 - EP02 / S120 - EP03 / S160 M - EP04 / D190 M - EP05

**Augers 6 - 9 m (next)**

REP	DESIGNATION	QTY	REFERENCE	OBSERVATION
39	EXTENSION			
	RIGHT EXTENSION FOR 6 M BOOM	1	22000191	
	LEFT EXTENSION FOR 6 M BOOM	1	22000201	
	RIGHT EXTENSION FOR 9 M BOOM	1	22000211	
	LEFT EXTENSION FOR 9 M BOOM	1	22000221	
40	VALVE SPRING	18	57270030	
41	THREAD EXTENTION END PIN	2	40040130	
42	SET RING	12	61640020	
43	BLOCKING RING	2	40500011	
44	LOCK NUT	4	61580060	
45	PLATE BEARING	2	56500030	
46	PIN	2	60670070	
47	BEARING	2	57310030	
48	VALVE FOR 6 AND 9 M BOOM EXTENSION	2	39000070	
49	SCREW	2	61050100	
	SCREW	2	61050080	
50	STICKER FOR ADJUSTING THE VALVE	4	50060010	
51	VALVE FOR 6 M BOOM EXTENSION	2	39000020	
52	NUT	8	61560110	
	THIN NUT	4	61550120	
53	COLLAR	2	51070070	
54	SEAL	2	44000030	
55	SCREW STOP	4	30530011	
	SCREW STOP WITH NUTS AND WASHERS	4	20540011	
56	LOCK NUT	4	61580070	
57	PIN	2	60690060	
58	PIN	2	61680070	
60	SCREW	4	61060130	
61	COMPRESSION SPRING	2	57270471	
62	VALVE WITH RIGHT SLIDE	1	39000100	
63	VALVE WITH LEFT SLIDE	1	39000110	
64	VALVE HANDLE	2	34750050	
65	WASHER	4	47250111	
66	LOCK NUT	4	61580050	
67	VALVE HANDLE	2	34750040	
68	FLANGE	2	40520040	
69	SCREW	4	61050020	
71	END STOP	2	40540261	

**SPREADING SYSTEM and OPTIONS**

S160 M - EP04 / D190 M - EP05



**GREASE FOR REP 35 = MOBIL PLEX 43 OR EQUIVALENT**

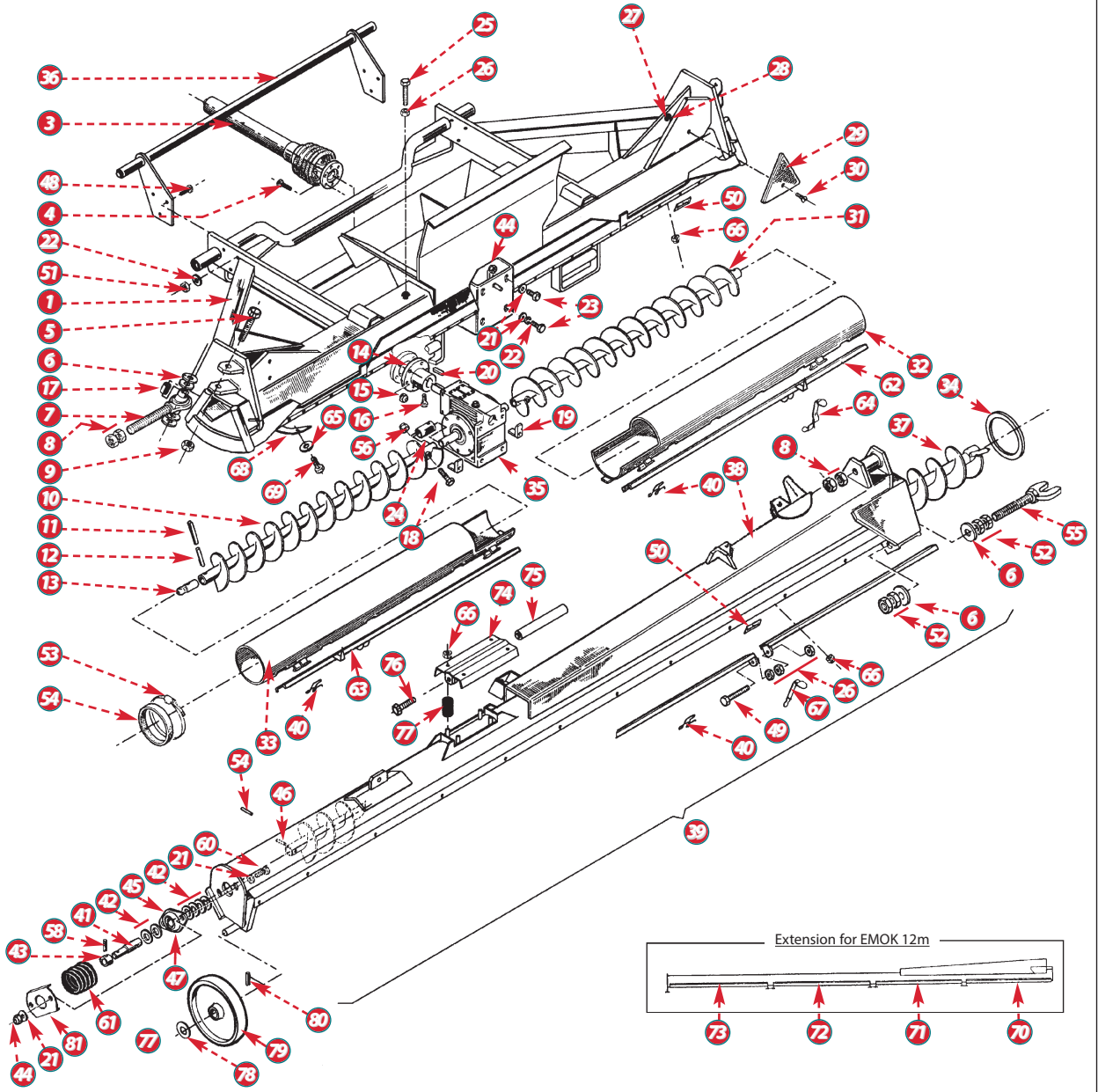
**Auger 12 m (mechanical drive)**

REP	DESIGNATION	QTY	REFERENCE	OBSERVATION
	12M BOOM	1	12050141	
	CENTRAL PART FOR 12 M BOOM	1	26500121	
1	CENTRAL STRUCTURE FOR 12 M BOOM	1	37750091	
	CENTRAL BLOCK	1	20530041	(+10+31+24+35+18+56+14)
3	1/2 MALE TRANSMISSION	1	58260040	
4	SCREW	6	61050040	
5	BALL JOINT AXLE	2	40040210	
6	FLAT WASHER	4	61640020	
	FLAT WASHER	4	61610110	
7	SCREW IN BALL JOINT	2	57280041	
	SCREW IN BALL JOINT WITH NUTS	2	27280021	
8	NUT	8	61560150	
9	NUT	2	61550120	
10	CENTRAL LEFT SCREW THREAD MOUNTED WITH GUIDE	1	22500180	(+11+12+13)
11	PIN	2	60720130	
12	PIN	2	60690140	
13	SPHERICAL GUIDE	2	43020020	
14	FLANGE COUPLING	1	45250021	
15	LOCK NUT	6	61580050	
16	SCREW	1	61060010	
17	SPACER	2	42000200	
18	SCREW	4	61070080	
19	CAPTIVE NUT	2	32000010	
20	KEY	1	60830070	
21	FLAT WASHER	4	61610060	
22	GROWER WASHER	8	61620060	
23	SCREW	4	61060040	
24	REINFORCING RING	2	40500100	
25	SCREW	4	61050040	
26	NUT	16	61550050	
27	NUT	2	61550030	
28	TOOTH LOCKWASHER	2	61630030	
29	WARNING TRIANGLE	2	58270010	
30	SCREW	2	61370020	
31	CENTRAL RIGHT SCREW THREAD MOUNTED WITH GUIDE	1	22500170	(+11+12+13)
32	RIGHT CENTRAL SHEATH	1	33000491	
33	LEFT CENTRAL SHEATH	1	33000501	
34	COLLAR	2	49000020	
35	REDUCER	1	57260071	
	HUB BEARING PV	2	57310130	
	FRONT SCREW BEARING GV	1	57310120	
	REAR SCREW BEARING GV	1	57310110	
	HUB SEAL PV	2	54000020	
	SCREW SEAL GV	1	54000010	
	THROUGH SHAFT	1	50050040	
36	STRETCHER FLANGE	1	31030251	
37	THREAD EXTENSION			
	R.THREAD EXTENSION ASSEMBLED WITH PIN FOR 12M BOOM	1	22500270	(+41+46+57)
	L.THREAD EXTENSION ASSEMBLED WITH PIN FOR 12M BOOM	1	22500280	(+41+46+57)
38	REINFORCED SHEATH			
	RIGHT REINFORCED SHEATH FOR 12M BOOM	1	33000841	
	LEFT REINFORCED SHEATH FOR 12M BOOM	1	33000851	
39	EXTENSION			
	RIGHT EXTENSION FOR 12M BOOM	1	22000511	
	LEFT EXTENSION FOR 12M BOOM	1	22000521	

S160 M - EP04 / D190 M - EP05

**SPREADING SYSTEM and OPTIONS**

S160 M - EP04 / D190 M - EP05



**GREASE FOR REP 35 = MOBIL PLEX 43 OR EQUIVALENT**

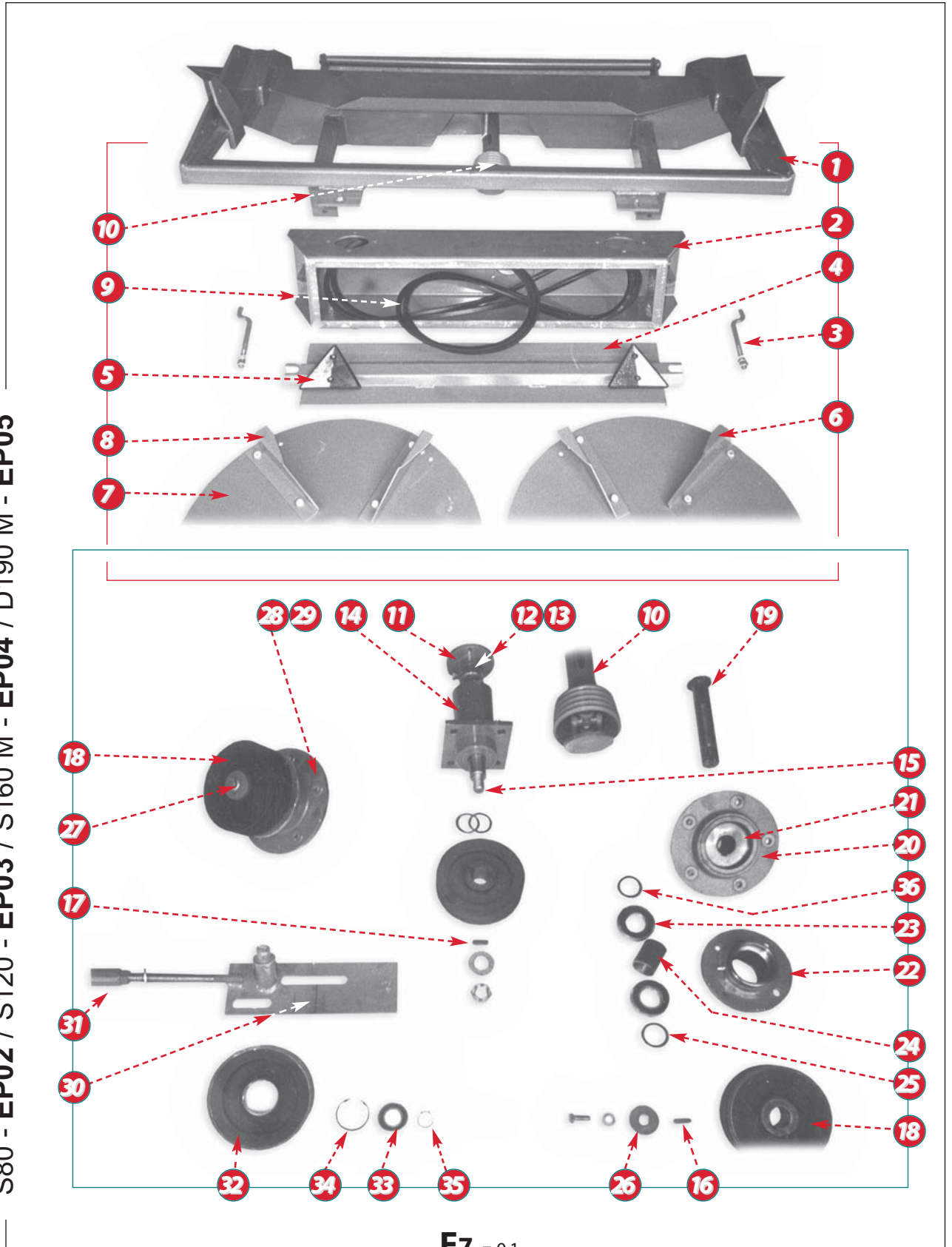
**Auger 12 m (next)**

REP	DESIGNATION	QTY	REFERENCE	OBSERVATION
40	VALVE SPRING	24	57270030	
41	THREAD EXTENSION END PIN	2	40040130	
42	SET RING	12	61640020	
43	BLOCKING RING	2	40500011	
44	LOCK NUT	4	61580060	
45	PLATE BEARING	2	56500030	
46	PIN	2	60670070	
47	BEARING	2	57310030	
48	SCREW	6	61060030	
49	SCREW	2	61050100	
	SCREW	4	61050080	
50	STICKER FOR ADJUSTING THE VALVE	4	50060010	
51	NUT	6	61550060	
52	NUT	8	61560110	
	THIN NUT	4	61550120	
53	COLLAR	2	51070070	
54	SEAL	2	44000030	
55	SCREW STOP	4	30530011	
	SCREW STOP WITH NUTS AND WASHERS	4	20540011	
56	LOCK NUT	4	61580070	
57	PIN	2	60690060	
58	PIN	2	61680070	
60	SCREW	4	61060130	
61	COMPRESSION SPRING	2	57270471	
62	VALVE WITH RIGHT SLIDE	1	39000100	
63	VALVE WITH LEFT SLIDE	1	39000110	
64	VALVE HANDLE	2	34750050	
65	WASHER	4	47250111	
66	LOCK NUT	12	61580050	
67	VALVE HANDLE	2	34750040	
68	FLANGE	2	40520040	
69	SCREW	4	61050020	
70	VALVE FOR 12 M BOOM EXTENSION	2	39000050	
71	VALVE FOR 12 M BOOM EXTENSION	2	39000060	
72	VALVE FOR 12 M BOOM EXTENSION	2	39000080	
73	VALVE FOR 12 M BOOM EXTENSION	2	39000070	
74	ROLLER SUPPORT	2	37760661	
75	ROLLER	2	57360131	
76	SCREW	4	61220120	
77	COMPRESSION SPRING	8	57270270	
78	FLAT WASHER	2	61610130	
79	WHEEL	2	57290040	
80	PIN	2	61680070	
81	END STOP	2	40540261	

S160 M - EP04 / D190 M - EP05



S80 - EP02 / S120 - EP03 / S160 M - EP04 / D190 M - EP05




**Double plate DPM1 (belt drive)**

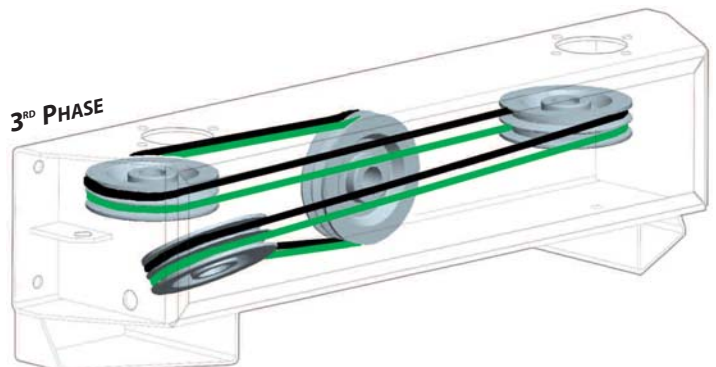
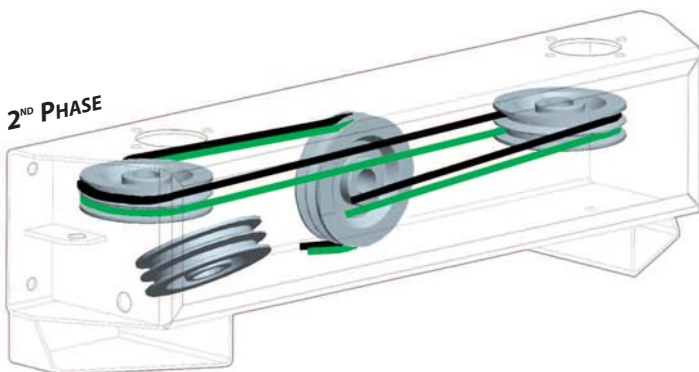
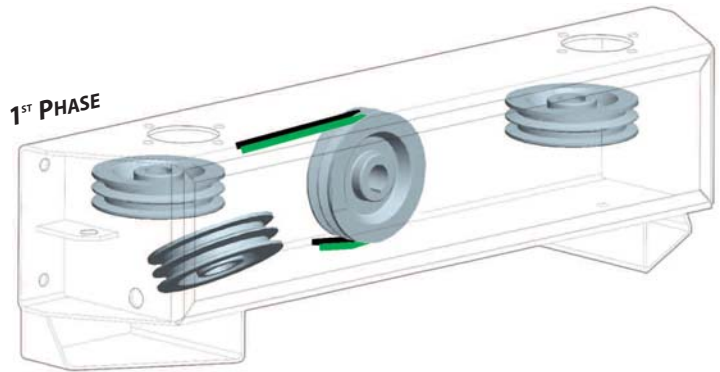
REP	DESIGNATION	QTY	REFERENCE	OBSERVATION
1	SHIELD PLATE	1	38270121	
	SHIELD PLATE (IF FITTED WITH ANTI WIND SKIRT)	1	38270521	
2	BELT HOUSING	1	31000051	
3	REMOVABLE FASTENER	2	42500291	
4	HOUSING COVER WITH SEAL	1	31050131	
5	WARNING TRIANGLE	2	58270010	
6	RIGHT SPREADING BLADE "FLAT"	5	40010171	
	RIGHT SPREADING BLADE "CURVED"	5	40010061	
7	SPREADING DISC	2	41500021	
8	LEFT SPREADING BLADE "FLAT"	5	40010181	
	LEFT SPREADING BLADE "CURVED"	5	40010071	
9	BELT	2	51100060	
10	1/2 MALE TRANSMISSION	1	58260040	
11	FLANGE COUPLING	1	45250021	
	MECANINDUS PIN	1	60700090	
12	SET RING	1	40500181	
13	RETAINING RING	1	40500191	
14	FLANGED HUB	1	45260050	
15	DRIVE SHAFT	1	40020180	
16	KEY	1	60830080	
17	KEY	3	60840007	
18	DRIVE PULLEY	3	56530003	
19	RIGHT BEARING PIN	1	40040302	
	KEY	2	60840100	
20	FLANGE CLAMP	2	42510071	
21	SEAL	2	54000280	
22	RIGHT BEARING FLANGE	1	46600010	
23	BEARING 2RS (BOTTOM POSITION)	4	57310140	
	BEARING (TOP POSITION)	2	57310640	
24	RIGHT BEARING SPACER	1	42000060	
25	SET RING	4	60640050	
26	WASHER	2	47250021	
27	LEFT BEARING PIN	1	40040330	
28	LEFT BEARING FLANGE	1	46600020	
29	LEFT BEARING SPACER	1	42000040	
30	TENSION SUPPORT	1	37760461	
31	TENSION HANDLE	1	36560021	
32	TENSION PULLEY	1	56530040	
33	BEARING	1	57310270	
34	CIRCLIPS	1	51060090	
35	CIRCLIPS	1	51060050	
	SPACER FOR TRANSMISSION TUBE UNDER THE MACHINE (S 120)	1	32030081	
36	BEARING SPACER EPR = 11	2	42000300	
	STICKER "GREASE EVERY 10 HOURS"	2	50061770	

S80 - EP02 / S120 - EP03 / S160 M - EP04 / D190 M - EP05

S80 - EP02 / S120 - EP03 / S160 M - EP04 / D190 M - EP05



**MOUNTING THE BELTS**




**Double plate DPM1**

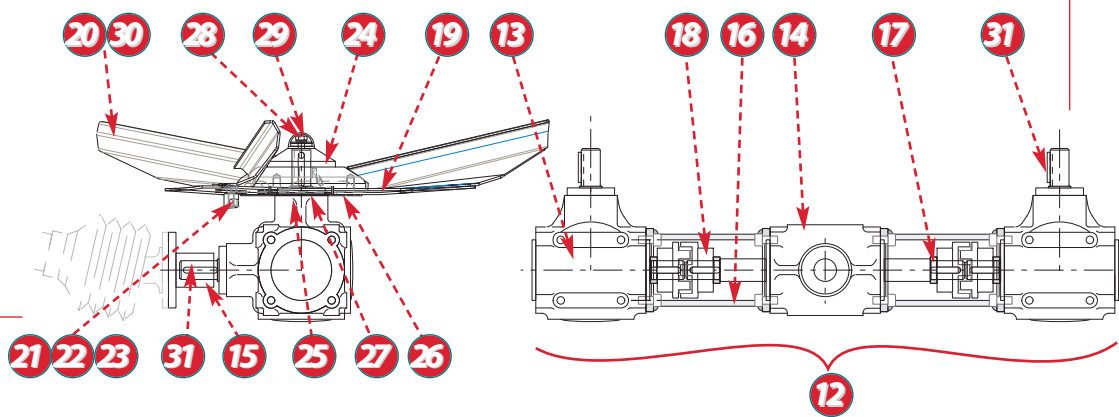
REP	DESIGNATION	QTY	REFERENCE
	COMPLETE LOWERING BOX	1	20500101
1	LOWERING BOX	1	30510161
2	SIDE DEFLECTOR PLATE	2	31510020
3	CENTRAL DEFLECTOR PLATE	2	31510030
4	GUIDE PIN	4	30010051
5	DEFLECTOR PLATE PIN	3	30010060
6	STICKER "ROTATING PARTS"	2	50061560

S80 - EP02 / S120 - EP03 / S160 M - EP04 / D190 M - EP05

S80 - EP02 / S120 - EP03 / S160 M - EP04 / D190 M - EP05



**OIL 80/90 TRANSMISSION FOR REP 13 AND 14**



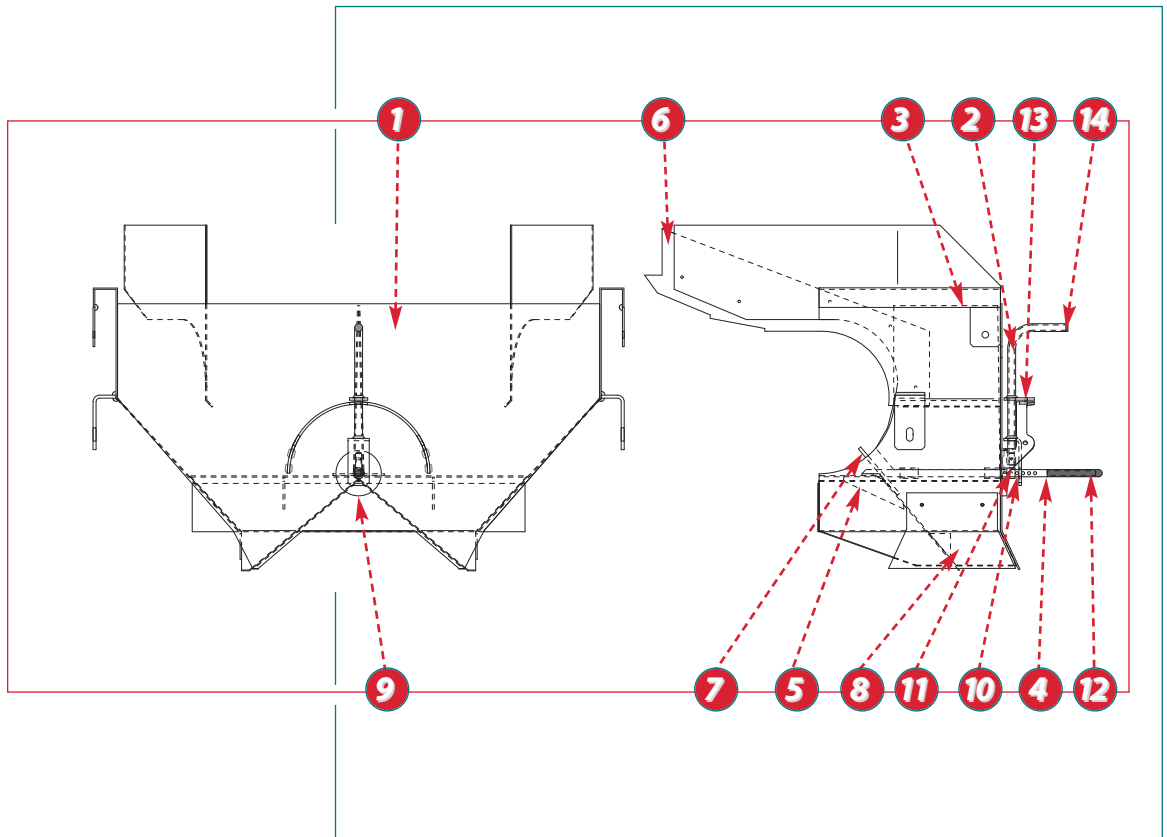
S80 - EP02 / S120 - EP03 / S160 M - EP04 / D190 M - EP05

**Double plate DPM2 (18 - 36 m) (gearbox drive)**

REP	DESIGNATION	QTY	REFERENCE	OBSERVATION
	DOUBLE PLATE DPM2 (18 - 36 m)	1	12020201	
1	STRETCHER	1	30540121	
2	1/2 MALE TRANSMISSION WH 2100	1	58260040	
3	GUARD	1	36520111	
4	SHIELD PLATE	1	38270550	
5	STICKER "ROTATING PARTS"	2	50061560	
6	STCKER "GREASE EVERY 10 HOURS"	2	50061770	
7	COVER	1	41110230	
8	SAFETY BAR	1	30500131	
9	WARNING TRIANGLE SUPPORT	2	47760991	
10	ROUND STUB Ø32	2	52110120	
11	TRIANGLE DR 106/3	2	58270010	
12	CENTRIFUGAL BLOCK	1	20530091	
13	REDUCER RA120, OUTPUT 1/1,615 INVERSER - 2 SHAFTS	2	57260451	
	CAP Ø 90	1	50530350	
	CAP Ø 55	1	50530370	
	SEAL	2	54000860	
	BEARING	4	57310170	
	CIRCLIPS EXT. Ø 30	1	51060080	
	CIRCLIPS INT. Ø 55	1	51060150	
14	REDUCER RA 120, OUTPUT 1/1	1	57260231	
	CAP Ø 90	1	50530350	
	INPUT SHAFT SEAL	1	54000870	
	THROUGH SHAFT SEAL	2	54000860	
	BEARING	4	57310170	
	CIRCLIPS EXT. Ø 30	1	51060080	
	CIRCLIPS INT. Ø 55	1	51060150	
15	FLANGE COUPLING	1	45250021	
16	SECURING CLAMP CASING	2	41130011	
17	SPACER	4	42000140	
18	ELASTIC COUPLING C28	2	50150030	
	FLEXIBLE DRIVE COUPLING	2	52020050	
	KEY 8x7x28 WITH FLAT ENDS	4	60830060	
	MOUNTING RIGHT SPREADING DISC	1	21500171	
19	SPREADING DISC	1	41500070	
20	RIGHT BLADE LGTH. 300	3	40010230	
21	ADJUSTING KNOB (WITHOUT NUT)	3	50520060	
22	LOCK NUT HM8 STAINLESS STEEL	6	61580050	
23	SCREW TRCC M8x20 STAINLESS STEEL	6	61540230	
24	FLANGE CLAMP	1	42510081	
25	GREASE NIPPLE	1	53020090	
26	SEAL 85x63x10 (1 LIP)	1	54000550	
27	RETAINING WASHER	1	47250190	
28	NUT PROTECTION COVER	1	51240120	
29	BLACK NUT PROTECTION CAP	1	50530280	
	MOUNTING LEFT SPREADING DISC	1	21500181	
	NB: SAME REF FROM REP. 19 TO REP. 29 EXCEPT:			
30	LEFT BLADE LGTH. 300	3	40010240	
31	KEY 8x7x40 WITH ROUND ENDS	3	60830080	



S80 - EP02 / S120 - EP03 / S160 M - EP04 / D190 M - EP05

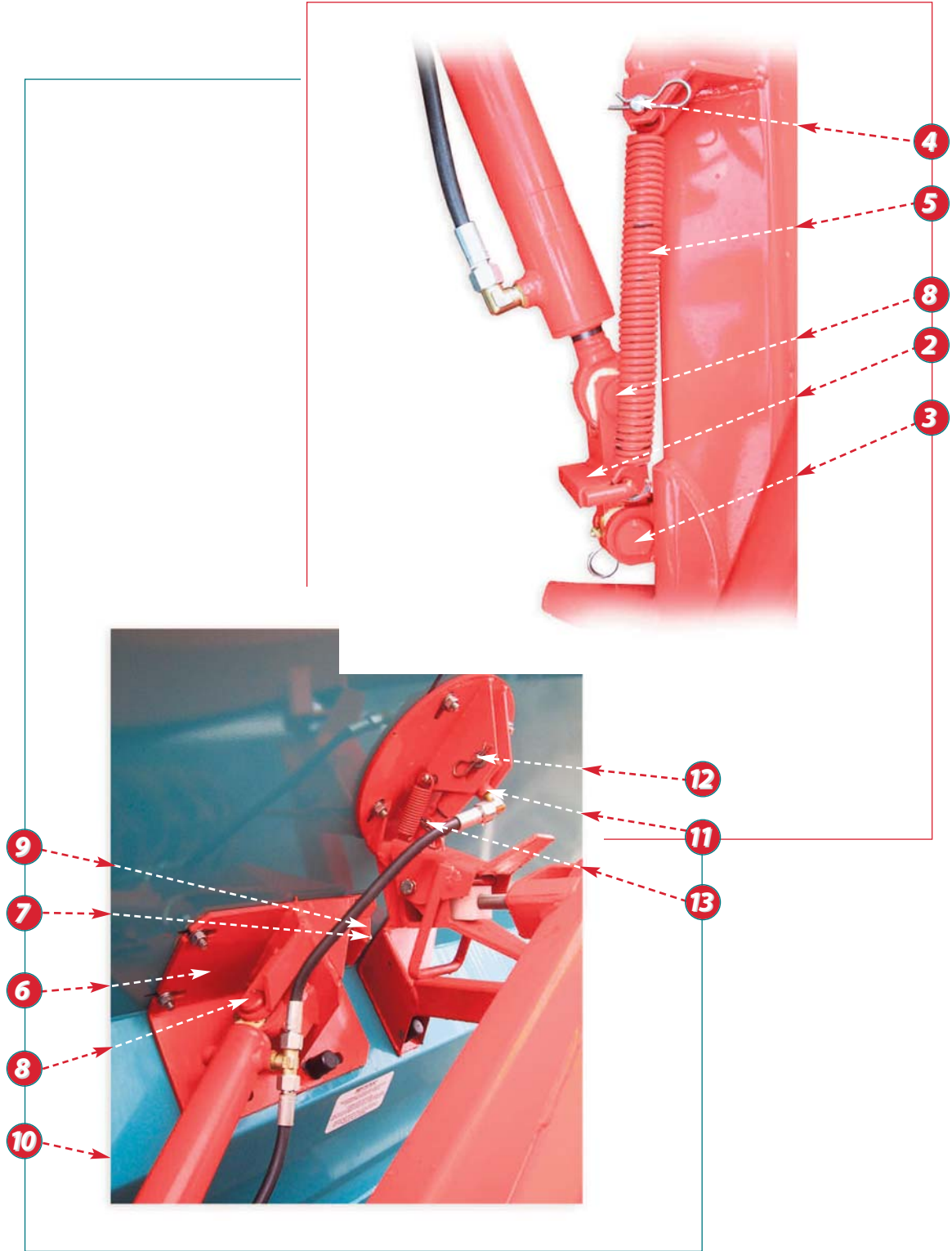


**Double plate DPM2 (18 - 36 m) (next)**

REP	DESIGNATION	QTY	REFERENCE
	MOUNTED DISTRIBUTION BOX FOR THE DPM2	1	20500141
1	DISTRIBUTION BOX	1	30510231
2	HANDLE	1	34750091
3	OBTURATOR	1	36250020
4	ADJUSTING ROD	1	38250020
5	ADJUSTABLE RECUPERATOR PLATE	1	38270230
6	SIDE FLAP	2	40530220
7	FLAP FOR RECUPERATOR PLATE (ONLY FOR THE S80)	1	40530230
8	REGULATOR FLAP	2	40530240
9	SEALING WASHER	1	47250180
10	BETA PIN Ø 4 STAINLESS STEEL	1	61770020
11	CYLINDRICAL SPLIT PIN Ø 3,2 x 25 STAINLESS STEEL	1	61890030
12	STUB A Ø 7,5 - LG 100	1	52110040
13	PIN CLIPS Ø 6 x 50 ZN	1	60760010
14	ROUND STUB WITH BLADES	1	52110130

S80 - EP02 / S120 - EP03 / S160 M - EP04 / D190 M - EP05

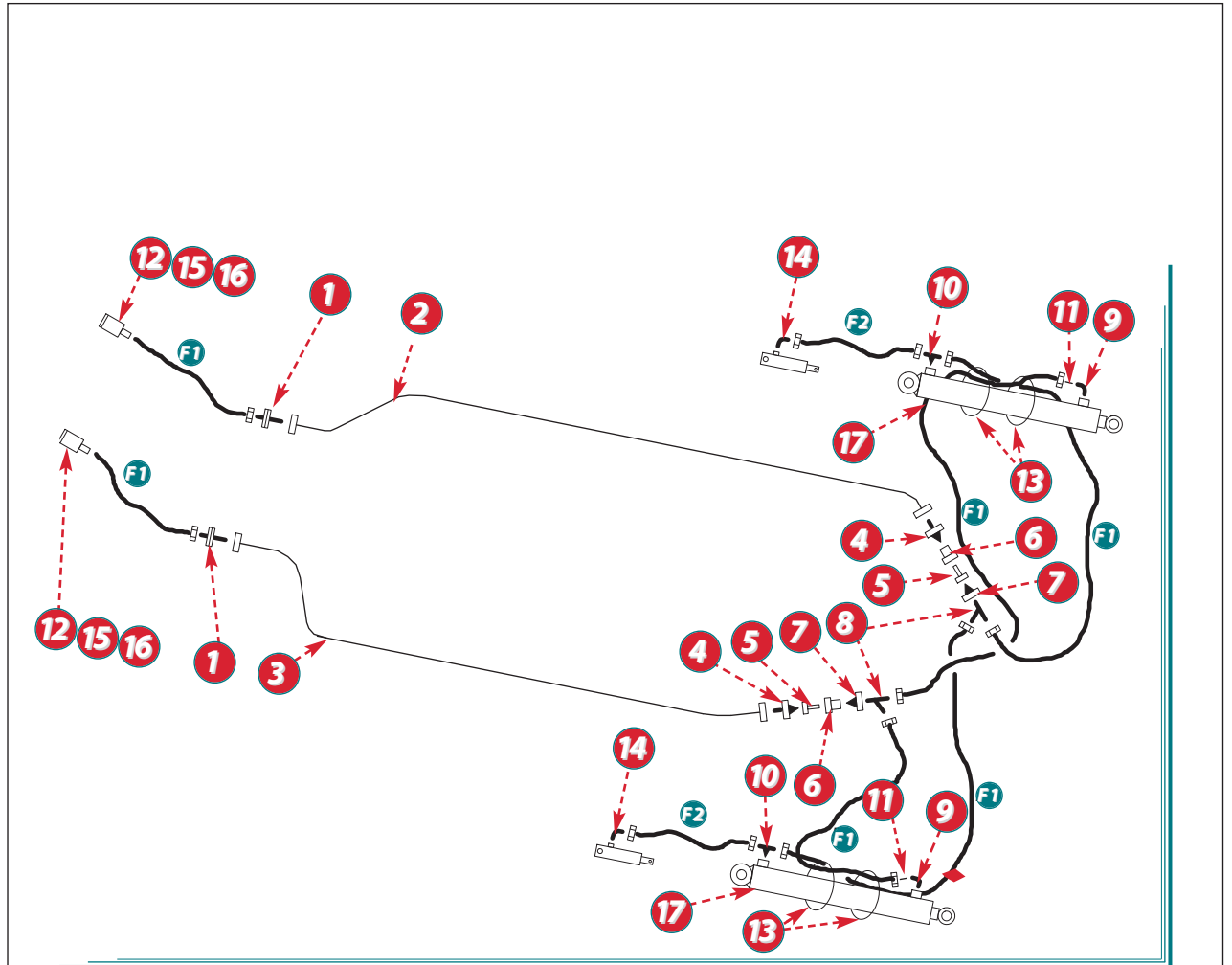
S80 - EP02 / S120 - EP03 / S160 M - EP04 / D190 M - EP05



**Hydraulic folding kit (model 03) for augers (mechanical drive)**

REP	DESIGNATION	QTY	REFERENCE
	HYDRAULIC FOLDING KIT FOR S 80		14500221
	HYDRAULIC FOLDING KIT FOR S120		14500231
	HYDRAULIC FOLDING KIT FOR S160M / D190M (BOOM 6 - 9 M)		14500241
	HYDRAULIC FOLDING KIT FOR S160M / D190M (BOOM 12M)		14500251
2	RIGHT HINGE FLANGE	1	31030041
	LEFT HINGE FLANGE	1	31030121
3	ARTICULATION PIN	2	40040401
4	PIN	2	40040520
5	DRAWBAR SPRING	2	57270211
6	RIGHT RAM BRACKET ON THE SPREADER	1	32510271
	LEFT RAM BRACKET ON THE SPREADER	1	32510261
	WASHER	8	47250011
7	ADJUSTING SCREW	2	61070110
8	RAM PIN	4	40040411
9	DRILLED PLATE	2	46540591
10	RAM D.E.	2	59000351
11	RAM S.E.	2	59000361
12	RAM PIN	2	40040810
13	RAM PIN	2	40040800

S80 - EP02 / S120 - EP03 / S160 M - EP04 / D190 M - EP05



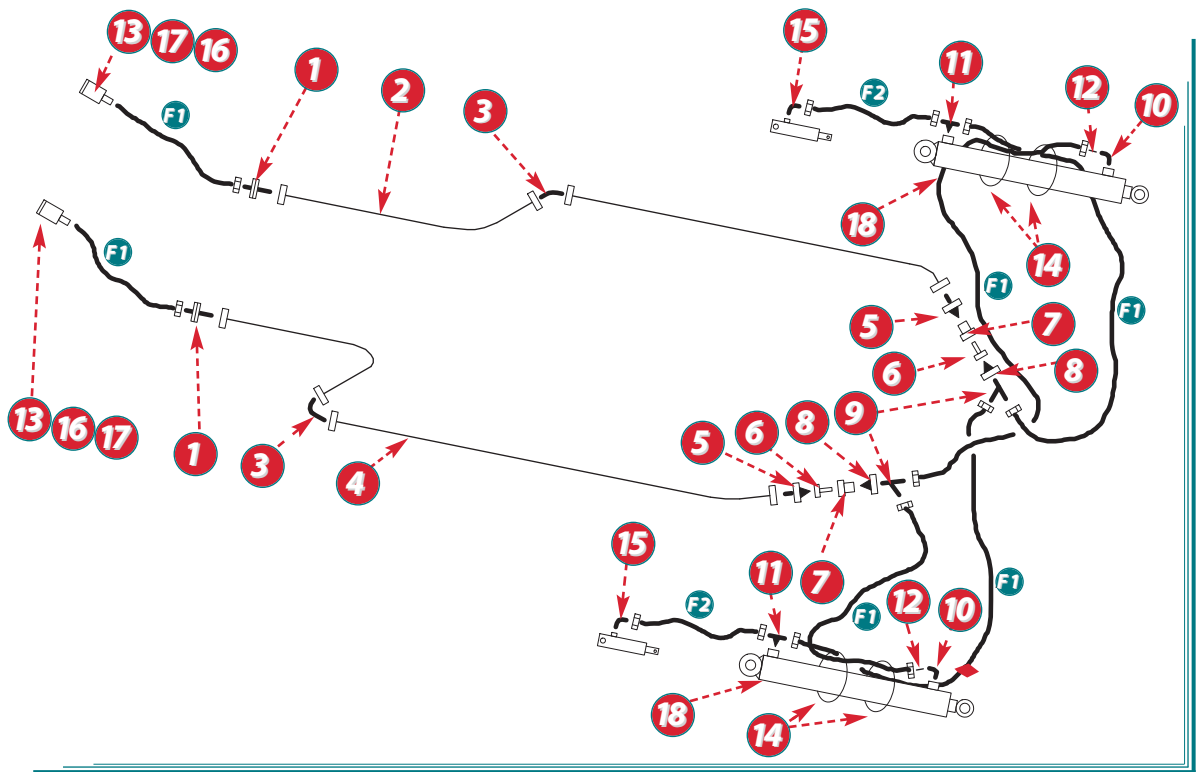
S80 - EP02

**Hydraulic folding kit (model 03) for augers (next)**

• **HYDRAULIC CIRCUIT FOR "HYDRAULIC FOLDING KIT (MODEL 03)" FOR THE S80**

REP	DESIGNATION	QTY	REFERENCE
1	DOUBLE BULKHEAD UNION 13 CL 20 N	2	57250160
2	HYDRAULIC PIPE Ø 8/13	1	28260381
3	HYDRAULIC PIPE Ø 8/13	1	28260391
4	TAPERED MALE UNION 13 x 12 . 17N	2	57250100
5	HALF COUPLER CMC 3/8 G	2	51150030
6	HALF COUPLER CFC 3/8 G	2	51150020
7	TAPERED ADAPTOR 13 x 12 . 17	2	57250070
8	T-PIECE 13 N	2	57250060
9	TAPPED ELBOW	2	47330010
10	TAPERED MALE T-PIECE 13 x 12.17N	2	57251080
11	FLOW LIMITER SCREW	2	49030030
12	MALE HALF-VALVE CMB 1/2 G	2	59030040
13	RILSAN COLLAR Ø 92	6	51070160
14	TAPERED MALE ELBOW 13 x 8.13 N	2	57250200
15	MALE UNION 13 x 15.21 N	2	57250180
16	COPPER SEAL JC21	2	54000370
17	HEXAGON SOCKET PLUG 3/8G	2	50530240
F1	FLEXIBLE HOSE 2200 MM - S8 ETG 13 / S8 ETG 13	6	52520110
F2	FLEXIBLE HOSE 400 MM - S8 ETG 13 / S8 ETG 13	2	52520310





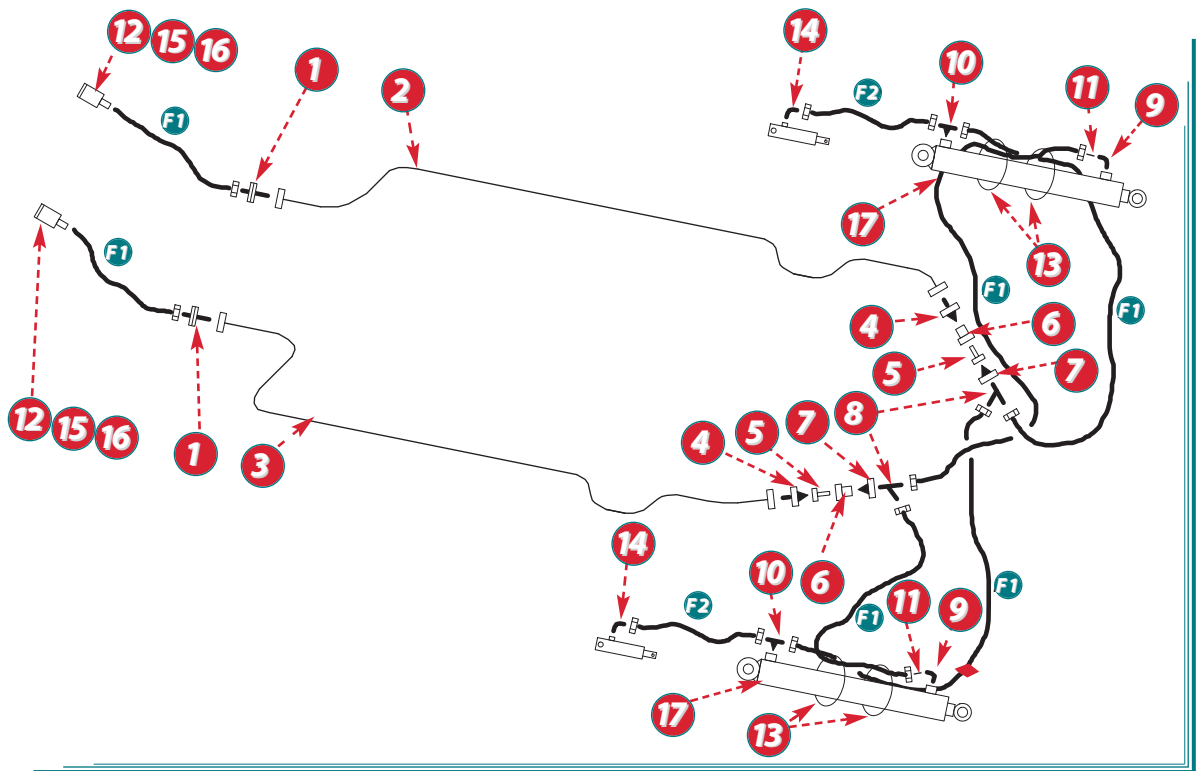
S120 - EP03

**Hydraulic folding kit (model 03) for augers (next)**

• **HYDRAULIC CIRCUIT FOR "HYDRAULIC FOLDING KIT (MODEL 03)" FOR THE S120**

REP	DESIGNATION	QTY	REFERENCE	OBSERVATION
1	DOUBLE BULKHEAD UNION 13 CL 20 N	2	57250160	
2	HYDRAULIC PIPE Ø 8/13	2	28260401	
3	ELBOW 13 N	2	57250040	
4	HYDRAULIC PIPE Ø 8/13	2	28260411	
5	TAPERED MALE UNION 13 x 12 . 17N	2	57250100	
6	HALF COUPLER CMC 3/8 G	2	51150030	
7	HALF COUPLER CFC 3/8 G	2	51150020	
8	TAPERED ADAPTOR 13 x 12 . 17	2	57250070	
9	T-PIECE 13 N	2	57250060	
10	TAPPED ELBOW	2	47330010	
11	TAPERED MALE T-PIECE 13 x 12.17N	2	57251080	
12	FLOW LIMITER SCREW	2	49030030	
13	MALE HALF-VALVE CMB 1/2G	2	59030040	
14	RILSAN COLLAR Ø 92	6	51070160	
15	TAPERED MALE ELBOW 13 x 8.13N	2	57250200	
16	MALE UNION 13 x 15.21 N	2	57250180	
17	COPPER SEAL JC21	2	54000370	
18	HEXAGON SOCKET PLUG 3/8G	2	50530240	
F1	FLEXIBLE HOSE 2200 MM - S8 ETG 13 / S8 ETG 13	6	52520110	
F2	FLEXIBLE HOSE 400 MM - S8 ETG 13 / S8 ETG 13	2	52520310	

**S160 M - EP04 / D190 M - EP05**





**Hydraulic folding kit (model 03) for augers (next)**

• **HYDRAULIC CIRCUIT FOR "HYDRAULIC FOLDING KIT (MODEL 03)" FOR THE S160M / D190M**

REP	DESIGNATION	QTY	REFERENCE	OBSERVATION
1	DOUBLE BULKHEAD UNION 13 CL 20 N	2	57250160	
2	HYDRAULIC PIPE Ø 8/13	1	28260421	
3	HYDRAULIC PIPE Ø 8/13	1	28260251	
4	TAPERED MALE UNION 13 x 12 . 17N	2	57250100	
5	HALF COUPLER CMC 3/8 G	2	51150030	
6	HALF COUPLER CFC 3/8 G	2	51150020	
7	TAPERED ADAPTOR 13 x 12 . 17	2	57250070	
8	T-PIECE 13 N	2	57250060	
9	TAPPED ELBOW	2	47330010	
10	TAPERED MALE T-PIECE 13 x 12.17N	2	57251080	
11	FLOW LIMITER SCREW	2	49030030	
12	MALE HALF-VALVE CMB 1/2G	2	59030040	
13	RILSAN COLLAR Ø 92	6	51070160	
14	TAPERED MALE ELBOW 13 x 8.13 N	2	57250200	
15	MALE UNION 13 x 15.21 N	2	57250180	
16	COPPER SEAL JC21	2	54000370	
17	HEXAGON SOCKET PLUG 3/8G	2	50530240	
F1	FLEXIBLE HOSE 2200 MM - S8 ETG 13 / S8 ETG 13	6	52520110	
F2	FLEXIBLE HOSE 400 MM - S8 ETG 13 / S8 ETG 13	2	52520310	BOOM 6 - 9 M
F2	FLEXIBLE HOSE 1100 MM - S8 ETG 13 / S8 ETG 13	2	52520170	BOOM 12 M

S160 M - EP04 / D190 M - EP05

**S80 - EP02 / S120 - EP03 / S160 M - EP04 / D190 M - EP05**



S80 - EP02 / S120 - EP03 / S160 M - EP04 / D190 M - EP05

**Curains 6 - 9 -12 m for augers (mechanical drive)**

REP	DESIGNATION	QTY	REFERENCE
	DUST CURTAIN COVER FOR THE 6M BOOM (SET)	1	27260010
	DUST CURTAIN COVER FOR THE 9M BOOM (SET)	1	27260020
	DUST CURTAIN COVER FOR THE 12M BOOM (SET)	1	27260030
	DOUBLE DUST CURTAIN COVER FOR THE 6M BOOM (SET)	1	27260110
	DOUBLE DUST CURTAIN COVER FOR THE 9M BOOM (SET)	1	27260120
	DOUBLE DUST CURTAIN COVER FOR THE 12M BOOM (SET)	1	27260420
	TOP DOUBLE DUST CURTAIN COVER FOR THE 9M BOOM (SET)	1	27260280
	TOP DOUBLE DUST CURTAIN COVER FOR THE 12M BOOM (SET)	1	27260320
1	CENTRAL DUST CURTAIN COVER	1	27260190
2	LEFT DUST CURTAIN COVER FOR THE 6M EXTENSION	1	27260210
3	RIGHT DUST CURTAIN COVER FOR THE 6M EXTENSION	1	27260200
2	LEFT DUST CURTAIN COVER FOR THE 9M EXTENSION	1	27260230
3	RIGHT DUST CURTAIN COVER FOR THE 9M EXTENSION	1	27260220
2	LEFT DUST CURTAIN COVER FOR THE 12M EXTENSION	1	27260370
3	RIGHT DUST CURTAIN COVER FOR THE 12M EXTENSION	1	27260360
2	LEFT DOUBLE DUST CURTAIN COVER FOR THE 6M EXTENSION	1	27260250
3	RIGHT DOUBLE DUST CURTAIN COVER FOR THE 6M EXTENSION	1	27260240
2	LEFT DOUBLE DUST CURTAIN COVER FOR THE 9M EXTENSION	1	27260270
3	RIGHT DOUBLE DUST CURTAIN COVER FOR THE 9M EXTENSION	1	27260260
2	LEFT DOUBLE DUST CURTAIN COVER FOR THE 12M EXTENSION	1	27260440
3	RIGHT DOUBLE DUST CURTAIN COVER FOR THE 12M EXTENSION	1	27260430
1	TOP CENTRAL DOUBLE DUST CURTAIN COVER	1	27260290
2	TOP LEFT DOUBLE DUST CURTAIN COVER FOR THE 9M EXTENSION	1	27260310
3	TOP RIGHT DOUBLE DUST CURTAIN COVER FOR THE 9M EXTENSION	1	27260300
2	TOP LEFT DOUBLE DUST CURTAIN COVER FOR THE 12M EXTENSION	1	27260340
3	TOP RIGHT DOUBLE DUST CURTAIN COVER FOR THE 12M EXTENSION	1	27260330



S80 - EP02 / S120 - EP03 / S160 M - EP04 / D190 M - EP05




**Curtain spreader kit**

REP	DESIGNATION	QTY	REFERENCE
	CURTAIN SPREADER KIT FOR AUGERS (SPREADER SUPPORTS + SPREADERS LGTH 1000 MM)	1	24500621
	CURTAIN SPREADER KIT FOR AUGERS (SPREADER SUPPORTS + SPREADERS LGTH 1300 MM)	1	24500651
	CURTAIN SPREADER KIT FOR AUGERS (INCLINED SPREADER SUPPORTS + SPREADERS LGTH 1300 MM)	1	24500661
1	RIGHT SPREADER SUPPORT	1	37761241
	LEFT SPREADER SUPPORT	1	37761251
2	SPREADER LGTH 1000 MM	2	42060011
	WASHER SPREADER LGTH 1300 MM	4 2	47250011 42060021
	RIGHT INCLINED SPREADER SUPPORT	1	37761261
	LEFT INCLINED SPREADER SUPPORT	1	37761271

S80 - EP02 / S120 - EP03 / S160 M - EP04 / D190 M - EP05

S80 - EP02 / S120 - EP03 / S160 M - EP04 / D190 M - EP05



**Before lifting the guards, stop the tractor engine and disconnect the hydraulic hoses (push-pull) and the PTO.**

**Spinner kit**

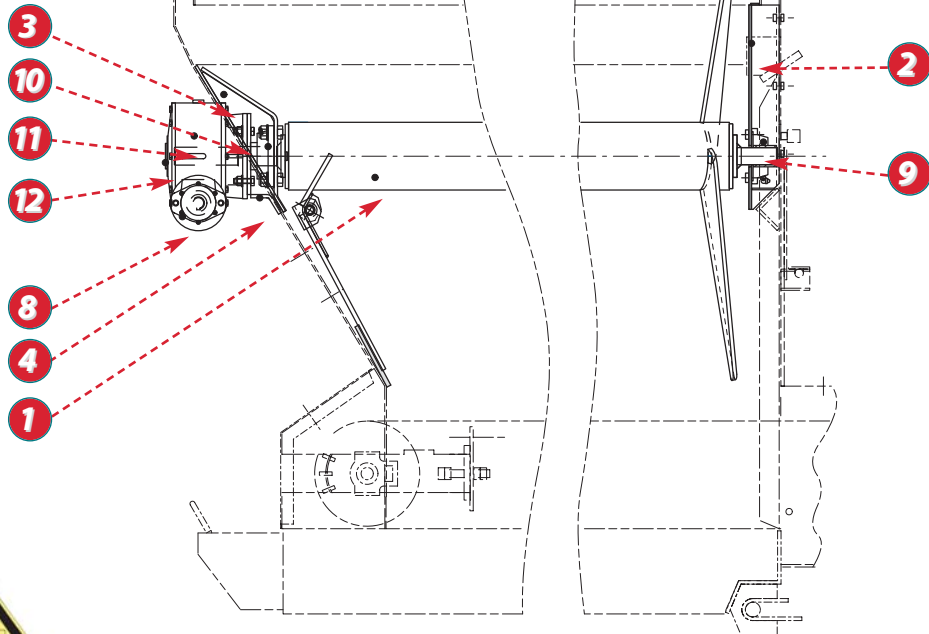
REP	DESIGNATION	QTY	S120 / S160M D190M	S80
	SPINNER KIT		24500902	24500532
1	SPINNER SUPPORT	1	37760861	
2	SPINNER SHAFT	1	30030201	30030201
3	COMB	4	36610031	36610031
4	REMOVAL RING	1	40500490	40500490
5	BETA PIN Ø3 STAINLESS STEEL	4-2	61770010	61770010
	HOUSING FASTENER	1		42500361
6	PROTECTING HOUSING STICKER	1	50060710	50060710
7	DRIVE SHAFT	1	40020451	40020451
8	MECANINDUS PIN Ø8 x 50 STAINLESS STEEL	2-1	61690100	61690100
9	MECANINDUS PIN Ø5 x 50 STAINLESS STEEL	2-1	61670110	61670110
10	SIMPLE PINION 8 TEETH	1	46620070	46620070
11	THREADED SPACER	1		42000210
12	SIMPLE PINION 40 TEETH	1	46620080	46620060
13	KEY 8 x 7 x 28	1		60830060
14	HOUSING BASE WITH SEALS	1	32540121	32540091
15	SHIM	3	41100161	
16	BLANKING PLATE	1	46500010	46500010
17	CHAIN TIGHTENER	1	48250040	48250010
18	SIMPLE CHAIN WITH QUICK ATTACHMENT	1	51030190	51030180
19	PLATE BEARING	2	56500030	56500030
20	BEARING	2	57310030	57310030
21	SEPARATING COVER WITH HANDLES	1	21040272	21040272
22	GREASE NIPPLE	1	53020010	53020010
23	RIGHT SIDE GUIDING PLATE	1	38270262	38270262
24	LEFT SIDE GUIDING PLATE	1	38270272	38270272
25	GEARBOX	1	30510392	
26	CHAIN HOUSING	1	31000131	31000111

**Maintenance**

- For the system to work correctly, it is necessary to check (every 30 working hours):
  - The general state of all the moving parts.
  - The chain tension and the wear of the tender roller.
  - The bolts are correctly tightened.

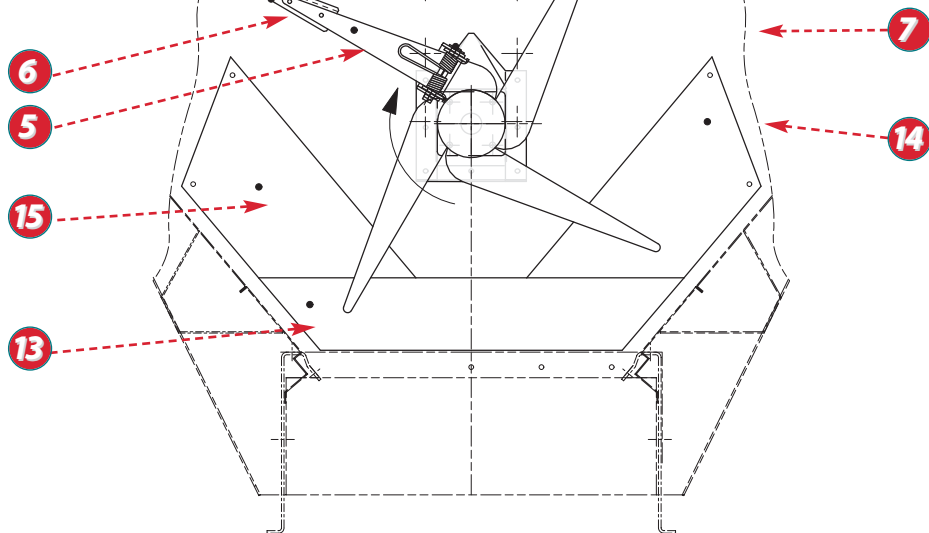
S120 - EP03 / S160 M - EP04 / D190 M - EP05

**LEFT SIDE VIEW OF THE SPREADER**



Ref: 5006 0540

**FRONT VIEW OF THE SPREADER**



*The anti-bridging device is equipped with a manual flow control which acts on the rotor rotation speed. It is recommended that the speed be adjusted to the product being used, without exceeding 10 rpm maximum at the rotor. Never climb into the hopper even if the rotor is not moving.*

*Before any intervention, please stop the tractor engine and disconnect the hydraulic cables (push-pull) and the tractor power take off when the spreader is equipped with central hydraulics.*

**Anti-bridging device**

REP	DESIGNATION	QTY	S160M D190M	S120
	ANTI-BRIDGING DEVICE	1	24500711	
1	ROTOR	1	37280051	
2	REAR SUPPORT	1	37760721	
3	FRONT SUPPORT	1		
4	REDUCER SUPPORT	1		
5	MOBILE BLADE	1	36600011	
	BLADE SPRING	1	57270301	
6	FRICTION PLATE	1	46500240	
7	PIN	1	30010170	
	SPLIT PIN Ø6,3 x 50 STAINLESS STEEL	1	61890090	
	KEY 12 x 8 x70	1	60850140	
8	HYDRAULIC MOTOR 200 CM <sup>3</sup>	1	55280081	
9	BEARING	1	56500211	
10	BEARING	1	56500111	
11	REDUCER	1	57260281	
12	WASHER	1		
	FLEXIBLE HOSE LG 2 200 MM	2	52520090	
	MALE HALF-VALVE CMB 1/2 G	2	59030040	
13	CENTRAL SLIDING PLATE	1	46500280	
14	RIGHT SLIDING PLATE	1	46500290	
15	LEFT SLIDING PLATE	1	46500300	
	TAPERED MALE UNION 17x15.21	2	57250310	
	TAPERED MALE ELBOW 17x15.21	1	57250120	
	ROTOR ROTATING STICKER	2	50060540	
	MANUAL CONTROL FLOW DIVIDER (WITH PRESSURE LIMITER)	1	51550051	
	TAPERED MALE ELBOW 17x20.27	3	57250450	
	T-PIECE 17	1	57250140	
	ADJUSTABLE ELBOW 17	1	57251110	
	TAPERED ADAPTOR 17x15.21	1	57250320	
	CHECK VALVE	1	51270010	

**Maintenance**

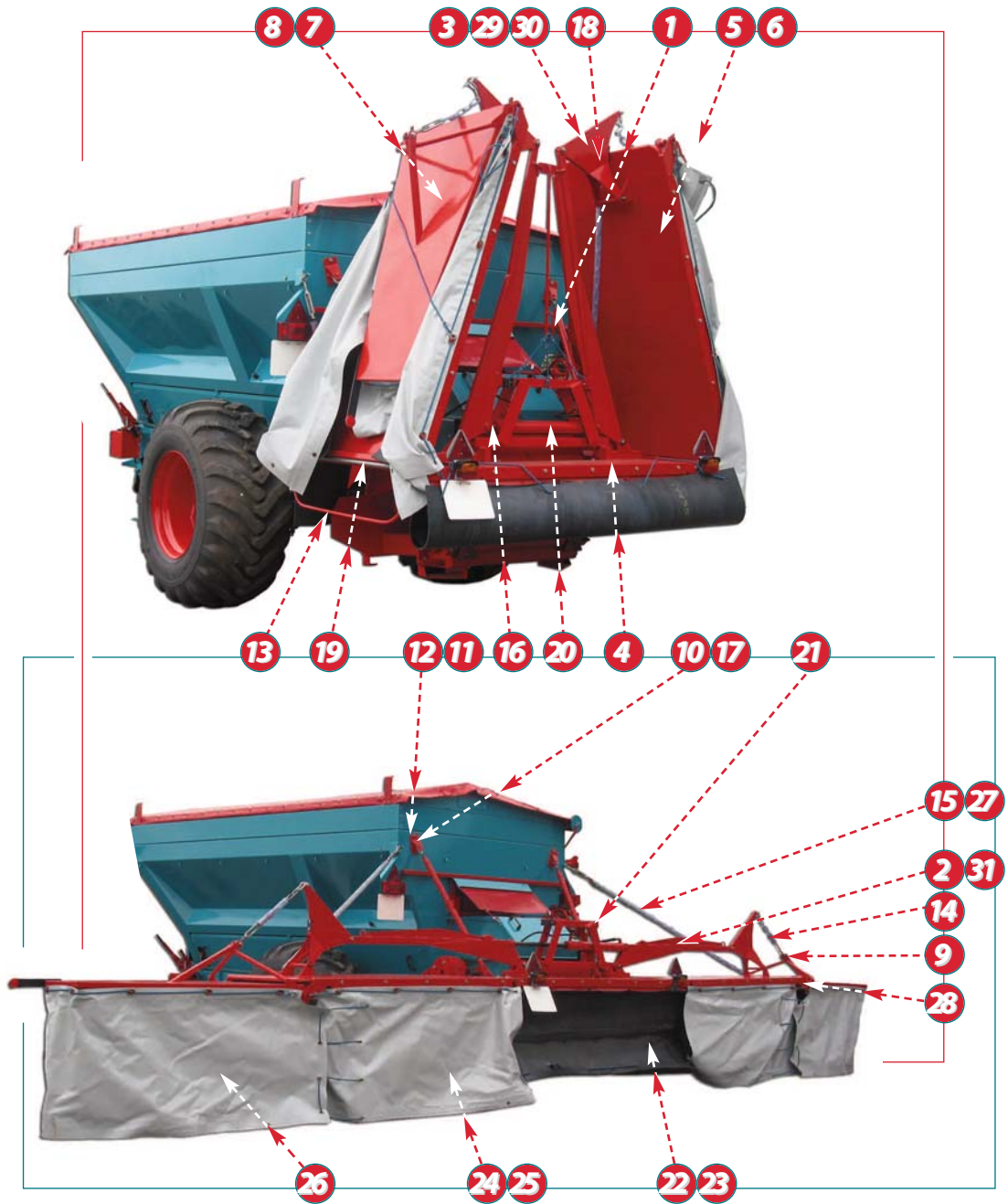
- For the system to work correctly, it is necessary to check (every 30 working hours):
  - The general state of all the moving parts.
  - The wear of the tender roller.
  - The bolts are correctly tightened.

Do not forget to grease the 2 rotor bearings with bearing grease (rep. 9 and 10).

S120 - EP03 / S160 M - EP04 / D190 M - EP05



S120 - EP03 / S160 M - EP04 / D190 M - EP05



*When folding and unfolding, make sure that nobody is within the operating area. Before unfolding, use the lever **1** to remove the blocking lock which is used when transporting the machine*

**Anti wind skirt for the double plate DPM1 (belt drive)**

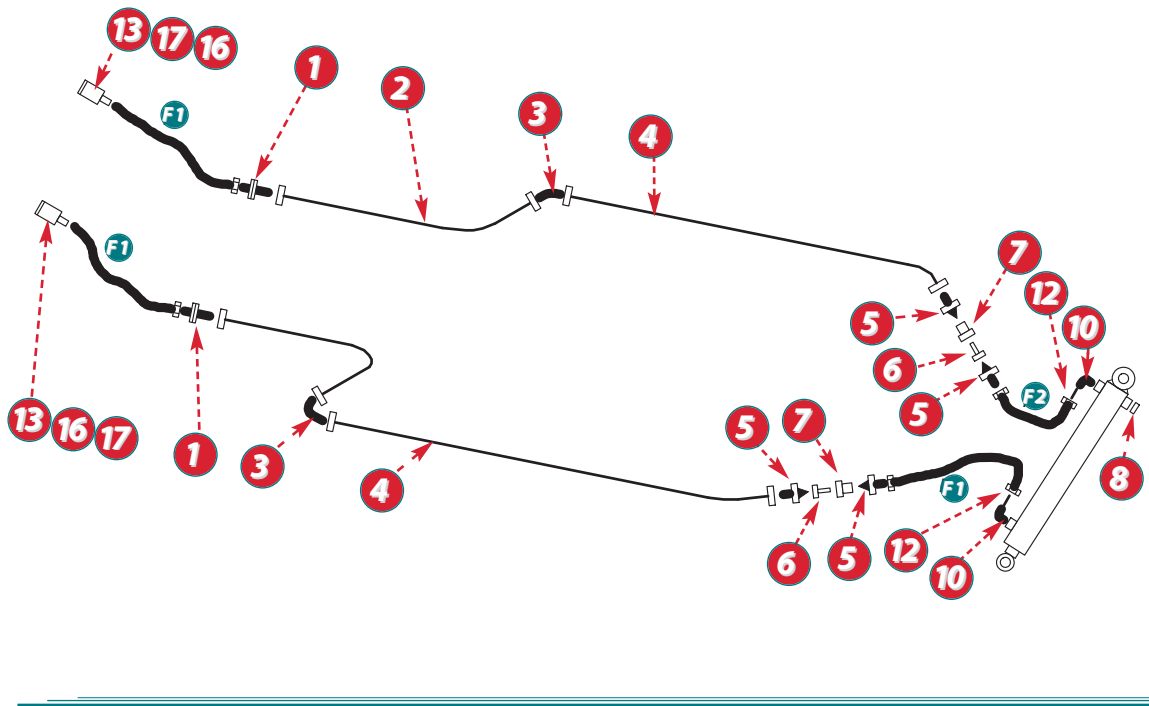
REP	DESIGNATION	QTY	9M	12M
	HYDRAULIC FOLDING ANTI WIND SKIRT		24000111	
1	ROAD TRANSPORT LOCK	1	39030041	
2	FOLDING ARM	2	30520231	
3	FOLDING ROD	2	30590031	
4	REAR PANEL	1	36580621	
5	RIGHT CENTRAL PANEL	1	36580631	
	LEFT CENTRAL PANEL	1	36580641	
6	RIGHT DEFLECTOR PLATE	1	41530081	
	LEFT DEFLECTOR PLATE	1	41530091	
7	RIGHT END PANEL	1	36580651	
8	LEFT END PANEL	1	36580661	
9	SPACER TUBE	2	.040050	
10	UPPER HANGER FLANGE	2	31030301	
11	RIGHT INSIDE HOPPER BRACE	1	37260041	
12	LEFT INSIDE HOPPER BRACE	1	37260051	
13	CURTAIN SPREADER	2	32040071	
14	END TENSIONER	2	38340040	
15	CENTRAL TENSIONER	2	38340050	
16	RAM PIN	2	40040411	
17	HANGER PIN	2	40040921	
18	RUBBER STOP	2	40540330	
19	ARTICULATED TUBE	2	48260920	
20	HYDRAULIC RAM DE	1	59000351	
21	BUM STOP	2	58330020	
22	REAR RUBBER BELT	1	50600290	
23	FRONT RUBBER BELT	2	50600300	
24	CENTRAL DUST CURTAIN	4	57340370	
25	CENTRAL RUBBER BELT	4	50600310	
26	END DUST CURTAIN	2	57340380	
27	TRANSLUCENT FLEXIBLE PIPE (M)	4	71170090	
28	PIN M14 X90/34	4	61080120	
29	PIN M14 X 250/40	2	61080260	
30	PIN M14 X 60/34	2	61080270	
31	PIN M20 X 90/46	2	61110250	
	ELECTRIC CABLE EXTENSION 1.5M FOR LIGHTING	1	51000220	

**Maintenance**

- For the system to work correctly, it is necessary to check (every 30 working hours):
  - The general condition of the articulated arms and the conrods
  - The grease on the articulations
  - The bolts are correctly tightened.
  - Clean above the rear panel
  - That the unit is horizontal when the espanjup is unfolded

S120 - EP03 / S160 M - EP04 / D190 M - EP05

S120 - EP03 / S160 M - EP04 / D190 M - EP05

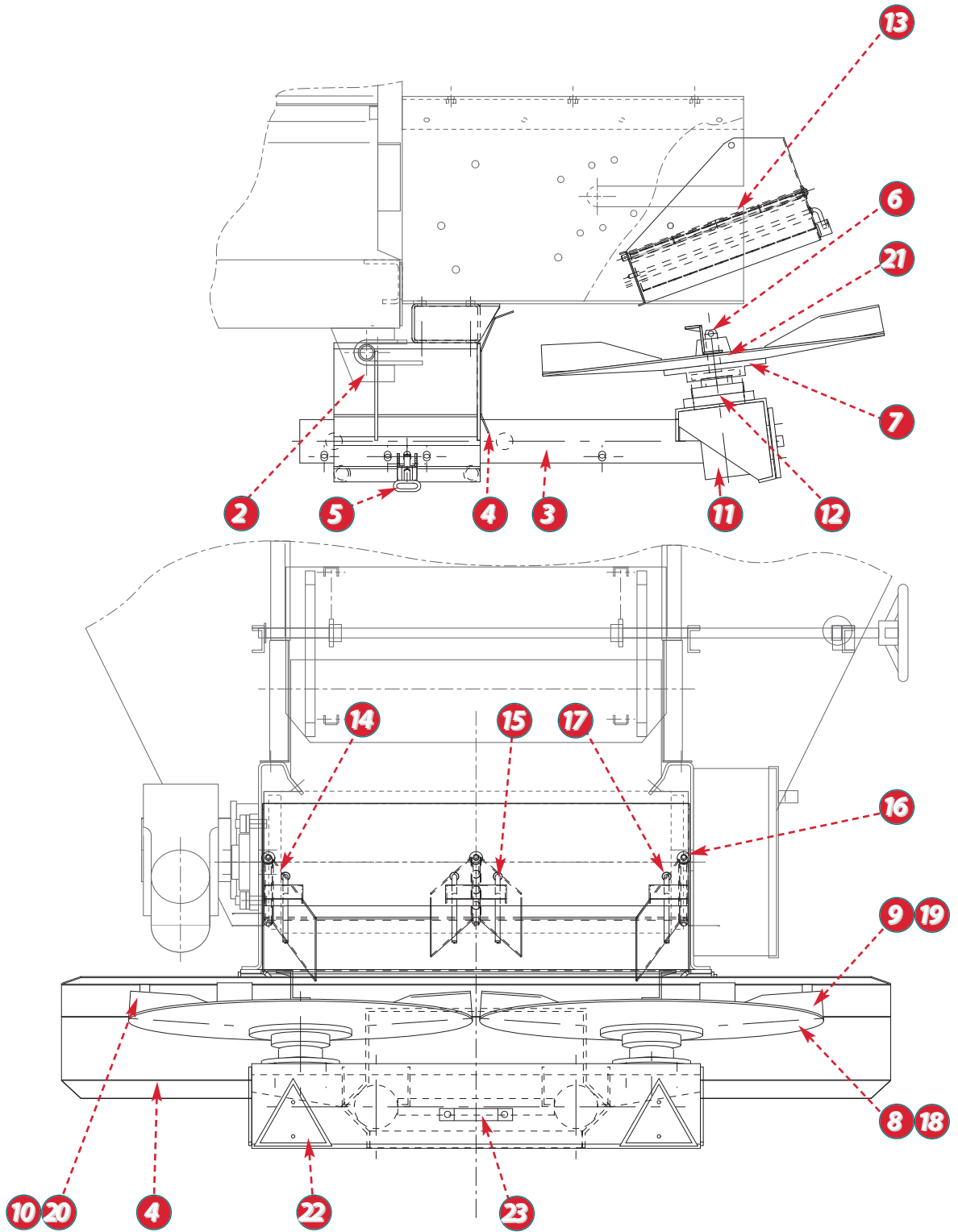


**Hydraulic circuit for folding the anti wind skirt for the DPM1**

REP	DESIGNATION	QTY	REFERENCE	OBSERVATION
1	DOUBLE BULKHEAD UNION 13 CL 20 N	2	57250160	
2	HYDRAULIC PIPE Ø 8/13	2	28260401	S120
3	ELBOW 13 N	2	57250040	
4	HYDRAULIC PIPE Ø 8/13	2	28260411	S120
5	TAPERED MALE UNION 13 x 12 . 17N	4	57250100	
6	HALF COUPLER CMC 3/8 G	2	51150030	
7	HALF COUPLER CFC 3/8 G	2	51150020	
8	HEXAGON SOCKET PLUG 3/8G	1	50530240	
10	TAPPED ELBOW	2	47330010	
12	FLOW LIMITER SCREW	2	49030030	
13	MALE HALF-VALVE CMB 1/2G	2	59030040	
14	RILSAN COLLAR Ø 92	6	51070160	
16	MALE UNION 13 x 15.21 N	2	57250180	
17	COPPER SEAL JC21	2	54000370	
F1	FLEXIBLE HOSE 2200 MM - S8 ETG 13 / S8 ETG 13	1	52520110	
F2	FLEXIBLE HOSE 2600MM - S8 ETG 13 / S8 ETG 13	1	52520560	

S120 - EP03 / S160 M - EP04 / D190 M - EP05

S80 453-EP02 .. 044 → ... / S120-EP03 .. 049 → ... / S160 M-EP04 .. 034 → ... / D190 M-EP05 .. 013 → ...

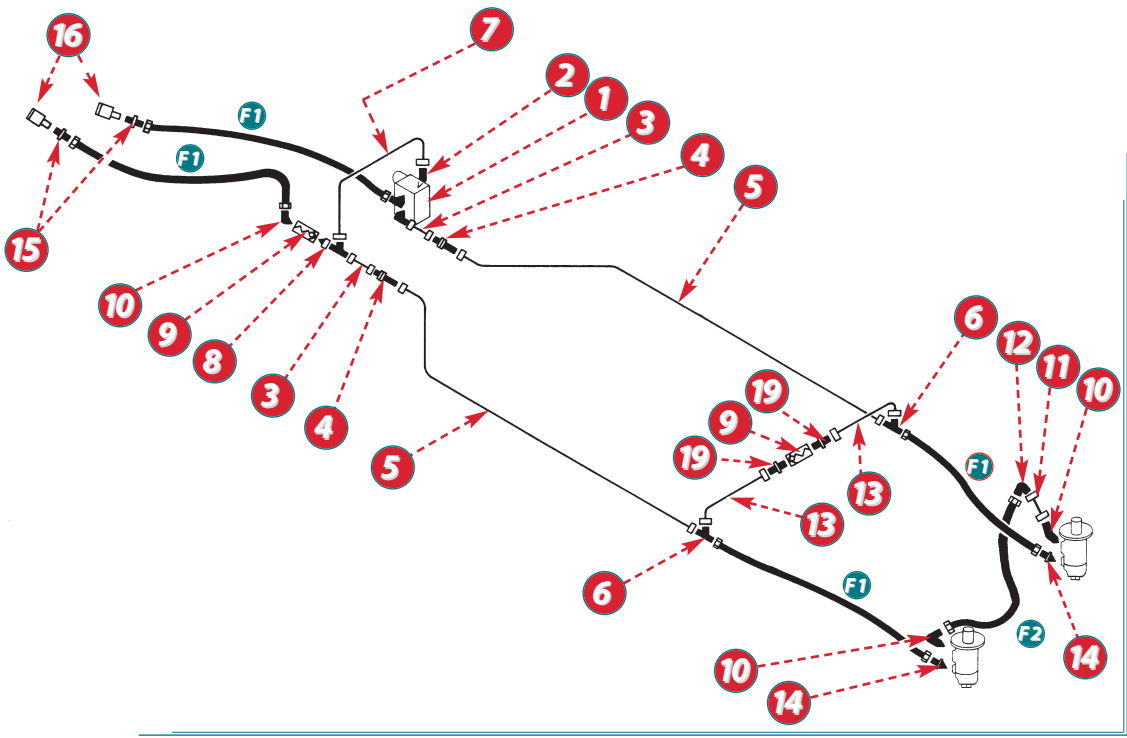


S80 453-EP02 .. 044 → .. / S120 - EP03 .. 049 → .. / S160 M-EP04 .. 034 → .. / D190 M-EP05 .. 013 → ..

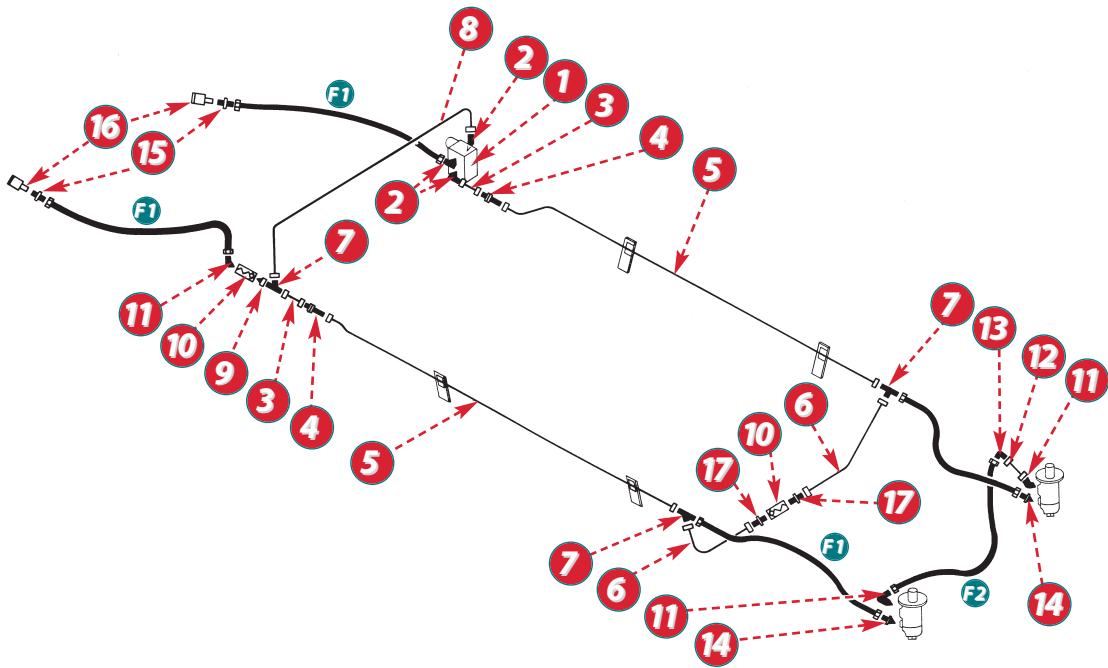
**DPH 1 12-28 and DPH 2 18-36 double discs**

REP	DESIGNATION	QTY	REFERENCE
1	DPH 1 12-28 DOUBLE DISCS (WITHOUT BOOM) DPH 2 18-36 DOUBLE DISCS (WITHOUT BOOM)		12020151 12020221
2	REAR SUPPORT	1	37760751
3	ADJUSTABLE SUPPORT	1	37760741
4	METAL SHIELD	1	48282431
5	LATCH	2	39030031
	COMPRESSION SPRING	2	57270270
6	COUPLING FLANGE	2	45250081
	RETAINING RING	4	40500290
7	FLANGE CLAMP	4	42510071
	RIGHT MOUNTED SPREADING DISC Ø705	1	21500051
	LEFT MOUNTED SPREADING DISC Ø705	1	21500061
8	SPREADING DISC Ø705	2	41500021
9	RIGHT SPREADING BLADE FOR WET BULK FERTILIZER	5	40010171
10	LEFT SPREADING BLADE FOR WET BULK FERTILIZER	5	40010181
11	80 CM3 HYDRAULIC MOTOR (FOR DPH 1 12-28)	2	55280271
	50 CM3 HYDRAULIC MOTOR (FOR DPH 2 18-36)	2	55280061
12	BEARING	2	56500111
13	MOUNTED DRAIN UNIT	1	20500101
	DRAIN UNIT	1	30510161
14	SIDE DEFLECTOR	2	31510020
15	CENTRAL DEFLECTOR	2	31510030
16	DEFLECTOR PIN	3	30010060
17	RETAINING PIN	4	30010051
	RIGHT MOUNTED STAINLESS STEEL SPREADING DISC Ø550	1	21500191
	LEFT MOUNTED STAINLESS STEEL SPREADING DISC Ø550	1	21500201
18	STAINLESS STEEL SPREADING DISC Ø550	2	41500080
19	RIGHT BLADE, 300MM, GRANULES	3	40010230
20	LEFT BLADE, 300 MM, GRANULES	3	40010240
	WING BOLT (WITHOUT NUT)	6	50520060
	LOCKNUT	6	61580050
21	SPACER	4	42000080
	DISC SUPPORT	1	37760521
22	TRIANGLE	2	58270010
23	HANDLE	1	56520030

S80 - EP02 / S120 - EP03 / S160 M - EP04 / D190 M - EP05



NB: MARKS 17-18 ARE NOT IDENTIFIED ON THE HYDRAULIC CIRCUIT PLAN, BUT ARE PART OF IT. THESE MARKS REPLACE THE STANDARD S 80 HYDRAULIC PIPES.





S80 - EP02 / S120 - EP03 / S160 M - EP04 / D190 M - EP05

**Hydraulic circuit for DPH 1 and DPH 2 double discs on S 80**

REP	DESIGNATION	QTY	REFERENCE	OBSERVATION
1	FLOW DIVIDER 0/47 L (BUILT-IN RELIEF VALVE)	1	TO BE SET DEPENDING ON THE EQUIPMENT	
2	CONICAL MALE ELBOW COUPLING 17x20.27	3	57250450	
3	HYDRAULIC PIPE	2		
4	BULKHEAD UNION COUPLING 17 CL 20	2	57250150	
5	HYDRAULIC PIPE	2		
6	T COUPLING	3	57250140	
7	HYDRAULIC PIPE	1		
8	CONICAL ADAPTER 17x15.21	1	57250320	
9	NON-RETURN VALVE	2	51270010	
10	CONICAL MALE ELBOW COUPLING 17x15.21	3	57250120	
11	HYDRAULIC PIPE	1	28260321	
12	ELBOW COUPLING 17	1	57250130	
13	HYDRAULIC PIPE	2		
14	MALE CONICAL UNION ADAPTOR 17x15.21	2	57250310	
15	MALE UNION ADAPTOR 13x15.21	2	57250180	
	COPPER WASHER JC 21	2	54000370	
16	MALE HALF VALVE CMB 1/2G	2	59030040	
17	CLUTCH HYDRAULIC PIPE	1		
18	BRAKING HYDRAULIC PIPE	1		
19	MALE UNION ADAPTOR 17x15.21	2	57250170	
F1	HOSE – 2,200 MM IN LENGTH	4	52520090	
F2	HOSE – 900 MM IN LENGTH	1	52520160	

**Hydraulic circuit for DPH 1 and DPH 2 double discs on S 120 / S 160 M / D 190 M (without boom)**

REP	DESIGNATION	QTY	REFERENCE	OBSERVATION
1	FLOW DIVIDER 0/47 L	1	TO BE SET DEPENDING ON THE EQUIPMENT	
2	CONICAL MALE ELBOW COUPLING 17x20.27	3	57250450	
3	HYDRAULIC PIPE	2		
4	BULKHEAD UNION COUPLING 17 CL 20	2	57250150	
5	HYDRAULIC PIPE	1		
6	HYDRAULIC PIPE	1		
7	T COUPLING 17	3	57250140	
8	HYDRAULIC PIPE	1		
9	CONICAL ADAPTER 17x15.21	1	57250320	
10	NON-RETURN VALVE	2	51270010	
11	CONICAL MALE ELBOW COUPLING 17x15.21	3	57250120	
12	HYDRAULIC PIPE	1	28360321	
13	ELBOW COUPLING 17	1	57250130	
14	CONICAL MALE ELBOW COUPLING 17x15.21	2	57250310	
15	MALE UNION ADAPTOR 13x15.21	2	57250180	
	COPPER WASHER JC 21	2	54000370	
16	MALE HALF VALVE CMB 1/2G	2	59030040	
17	MALE UNION ADAPTOR 17x15.21	2	57250170	
F1	HOSE – 2,200 MM IN LENGTH	4	52520090	
F2	HOSE – 900 MM IN LENGTH	1	52520160	