

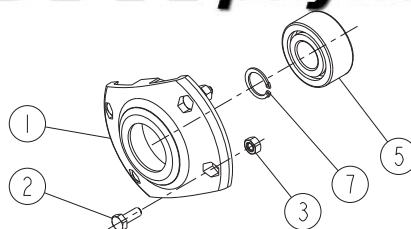


---

**S 160 H - D190 H - D 240 - D 290**

---

 **DPA polyvrac H**



Réf: 400 288-03 EN / VD

**SULKY** 

---

Les Portes de Bretagne  
P.A. de la Gaultière – 35220 CHATEAUBOURG France  
Tél : (33)02-99-00-84-84 • Fax : (33)02-99-62-39-38  
Site Internet : [www.sulky-burel.com](http://www.sulky-burel.com)  
E-Mail : [info@sulky-burel.com](mailto:info@sulky-burel.com)

**Adresse postale**

SULKY-BUREL – CS 20005 – 35538 NOYAL SUR VILAINE CEDEX France





# CONTENTS

## Pages **DPA POLYVRAC S 160H / D 190 H**

**A**

- A1-01 • **Front view**
- A4-00 • **Top view**
- A4-00 • **Side view**
- A5-01 • **Rear view and drive**
- A6-00 • **Gearbox**
- A7-01 • **Rear view and access means**
- A8-00 à A9-00 • **Rolling unit**
- A10-00 • **Hydraulic braking control**
- A11-00 • **Pneumatic braking control**
- A12-01 - A12-02 • **DPA**
- A14-01 • **Clutch**
- A15-00 • **Front suspension**
- A16-00 • **Manual parking brake control**

1

## Pages **OPTIONS AND ACCESSORIES FOR S 160H / D 190 H**

**B**

- B1-00 | • **Miscellaneous accessories**

2

## Pages **DPA POLYVRAC D 240 / D 290**

**C**

- C1-01 à C2-00 • **Front view**
- C5-00 • **Top view**
- C6-00 • **Rear view and drive**
- C7-00 • **Gearbox**
- C8-00 • **Rear view and access means**
- C9-00 à C10-00 • **Rolling unit**
- C11-00 • **Forced tag axle option**
- C12-00 • **Hydraulic braking control**
- C13-00 • **Pneumatic braking control**
- C14-01 • **DPA**
- C16-01 • **Clutch**
- C17-00 • **Front suspension**
- C18-00 • **Manual parking brake control**

3

## Pages **OPTIONS AND ACCESSORIES FOR D 240 / D 290**

**D**

- D1-00 | • **Miscellaneous accessories**

4

## Pages **OPTIONS AND ACCESSORIES FOR S 160H / D 190 H - D 240 / D 290**

**E**

- E1-00 à E2-00 • **Hydraulic controlled double shutter**
- E3-00 à E4-00 • **Hydraulic command for emptying when stopped**
- E5-00 • **Guillotine shutter 33% reduction**
- E6-00 • **Dose calibration kit**

5


## Pages **SPREADING SYSTEM AND OPTIONS**

**F**

- F1-00 à F3-00 • **Boom with an endless auger 10-12-14m (hydraulic drive)**
- F4-00 • **Hydraulic circuit for the boom with an endless auger (hydraulic drive)**
- F5-00 à F5-01 • **Double trays DPH 1 12 -28 and DPH 2 18-36**
- F6-00 • **Hydraulic circuit for double trays DPH 1 and DPH 2**
- F7-00 • **Hydraulic controlled valves for the boom with an endless auger (hydraulic drive)**
- F8-00 • **"All or nothing" hydraulic controlled valves for the boom with an endless auger (hydraulic drive)**
- F9-00 • **Independent motor for the boom with an endless auger (hydraulic drive)**
- F10-00 à F12-00 • **Central hydraulics**
- F13-00 • **Spinner kit**
- F14-00 • **Anti-bridging device**

6

S160 H - EP04 / D190 H - EP05



**Front view of the S 160 H / D 190 H**


REP	DESIGNATION	QTY	S 160 H	D 190 H
1	HITCHING DRAW BAR	1	32520082	32520082
2	TRANSMISSION SUPPORT	1	37760642	37760642
3	HYDRAULIC CLUTCH CONTROL:	1		
	BULKHEAD UNION	1	57250160	57250160
	HYDRAULIC PIPE	1	28260251	28260251
	WITH FLEXIBLE HOSE 2200 MM (STANDARD)	1	52520110	52520110
	UNION	1	57250180	57250180
	MALE HALF-VALVE	1	59030040	59030040
	OR WITH FLEXIBLE HOSE 2200 MM (OPTION)	1	52520010	52520010
	HALF-VALVE TO SCREW	1	59030010	59030010
	FLEXIBLE HOSE 1000 MM	1	52520200	52520200
	ELBOW	1	57250090	57250090
4	CLUTCH LEVER	1	34750011	34750011
	RATCHET	1	51250010	51250010
	SPRING	1	57270130	57270130
	PIN	1	50070040	50070040
	CABLE BELLOWS	2	57760020	57760020
	SHEATH STOP	2	50020010	50020010
	SHEATH	1	53000010	53000010
	CABLE	1	51000010	51000010
	CABLE TIGHTENER	2	57750010	57750010
	HEART SHAPED THIMBLE	1	51090010	51090010
5	FRONT GUARD	1		
6	FLEXIBLE HOSE AND CONNECTORS	1	37761422	37761422
7	"TRACTOR/MACHINE" TRANSMISSION			
	CENTRAL HYDRAULIC EQUIPMENT ON THE SPREADER			
	FULL WIDE ANGLE TRANSMISSION		58260130	58260130
	OR COMPLETE WIDE ANGLE TRANSMISSION 21 SPLINES 1"3/8		58260450	58260450
	OR COMPLETE WIDE ANGLE TRANSMISSION 20 SPLINES 1"3/4		58260460	58260460
8	FRONT HOOD	1	31080152	31080152
9	FRONT LEFT SIDE COVER (WITHOUT PIN)	1	41110192	41110192
	FRONT RIGHT SIDE COVER (WITHOUT PIN)	1	41110182	41110182
	REAR RIGHT SIDE COVER (WITHOUT PIN)	1	31080542	31080542
	REAR LEFT SIDE COVER (WITHOUT PIN)	1	31080552	31080552
	FASTENER PIN	8	50070170	50070170
	RETAINING WASHER	8	57380070	57380070
10	HYDRAULIC STAND	1	50540022	50540022
	PIN	1	50070080	50070080
	HANDLE	1	56520060	56520060
11	4L LEVER PUMP	1	56660012	56660012
	LEVER	1	34750081	34750081
	FLEXIBLE HOSE 1100 MM	1	52520170	52520170
	UNION	1	57250300	57250300
	UNION	1	57250190	57250190
12	PROTECTION SPRING (M)	0,8	71130030	71130030
13	CABLE GROMMET BAND (M)	0,8	71160070	71160070
14	PROTECTION CAP BY 1/2 VALVE YELLOW:		50530260	50530260
	PROTECTION CAP BY 1/2 VALVE GREEN:		50530250	50530250
	PROTECTION CAP BY 1/2 VALVE BLUE:		50530220	50530220
	PROTECTION CAP BY 1/2 VALVE RED :		50530230	50530230
	PROTECTION CAP BY 1/2 VALVE BLACK :		50530270	50530270
15	STUFFING BOX	1	56610020	56610020
	LOCK NUT	1	52010020	52010020
16	BLACK LINK	1	54820010	54820010
17	SANDOW HOOK	1	30060011	30060011
18	PLASTIC PULLEY	9	56530210	56530210
19	SIDE COVER SUPPORT	2	37761362	37761362
	CHARGE LIGHT	1	38350011	38350011



S160 H - EP04 / D190 H - EP05



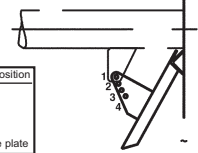
S160 H - EP04 / D190 H - EP05




8

9

Adjusting the rear flow regulator plate  
(situated inside the hopper just in front of the shutter)



Shutter opening	Plate position
0 to 11 cm	1
11,1 to 14 cm	2
14,1 to 18 cm	3
18,1 to 22 cm	4
22,1 to 30 cm	Remove plate
VH with discs	Remove plate
VH avec disques	Retirer la tôle



3 4

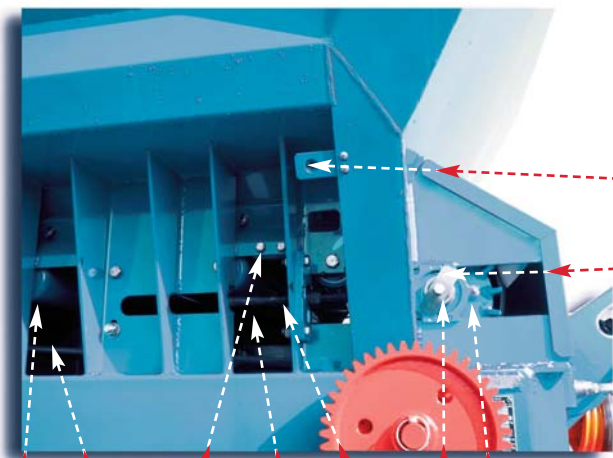
2

5

1

7

6



6

3

4

5

1

2

7

9

10

8





**Top view**


REP	DESIGNATION	QTY	S 160 H	D 190 H
1	FRONT FLAP	1	40530020	40530020
	FRONT MOUNTING PLATE	1	46540291	46540291
2	SIDE FLAP	2	40530110	40530110
3	UPPER MOUNTING PLATE	2	46540522	46540522
4	LOWER MOUNTING PLATE	2	46540542	46540542
	REAR MUD FLAP	2	40530080	40530080
	REAR MOUNTING PLATE	2	36570011	36570011
5	TRANSPORTING BAND	1	50600060	50600060
6	ANTICOMPACTING ROOF	2	38310221	38310221
7	LOCKING PIN	4	30010150	30010150
	ONLY IF BOOMS			
8	REAR FLOW REGULATOR PLATE	1	38270441	38270441
9	"ADJUST REGULATOR PLATE" STICKER	1	50061230	50061230

**Side view**

REP	DESIGNATION	QTY	S 160 H	D 190 H
1	THREADED TENSION ROD WITH NUT	2	28300040	28300040
2	TENSION STOP	2	40540091	40540091
3	BAND SCRAPER	1	37270041	37270041
4	CONVEYOR BELT GUIDE 110 MM	8	43020090	43020090
5	CONVEYOR BELT GUIDE 80 MM	2	43020100	43020100
6	ROLLER Ø 89	21	57360011	57360011
7	TAKEUP BEARING	2	56500050	56500050
8	ROTATION INDICATOR	1	48320013	48320013
9	TENSION DRUM	1	38320021	38320021
10	COVER FASTENER	4	32510302	32510302

S160 H - EP04 / D190 H - EP05

S160 H - EP04 / D190 H - EP05






**Rear view and drive**

REP	DESIGNATION	QTY	S 160 H	D 190 H
1	CONTROL DRUM	1	38320011	38320011
	SCREW CHC M16 x 40 STAINLESS STEEL	2	61260220	61260220
	WASHER Ø16 x 40 STAINLESS STEEL	4	61610180	61610180
2	FLANGE BEARING	3	56500111	56500111
3	SPACER REDUCER	3	42000011	42000011
	SPACER WITH FLATS	1	42000121	42000121
4	FLAT SPACER	2	46540262	46540262
5	LEFT SIDE GUIDING PLATE	1	38270432	38270432
	RIGHT SIDE GUIDING PLATE	1	38270422	38270422
6	RIGHT SHUTTER GUIDE	1	43020072	43020072
	LEFT SHUTTER GUIDE	1	43020082	43020082
7	ANTI-DRIP PLATE	1	38270182	38270182
8	REAR PROTECTION COVER (RED)	1	50580430	50580430
9	SHUTTER PIN	1	30010142	30010142
10	FLYWHEEL	1	59020012	59020012
11	PIN FASTENER	3	42500180	42500180
12	LOCKING PLATE	1	46540270	46540270
13	LOBED HANDLE	1	56520020	56520020
14	DRAINAGE SHUTTER	1	38290122	38290122
15	STAINLESS STEEL RULER	1	47280020	47280020
16	CHAIN 19 LINKS	2	51030020	51030020
17	ROLLER AND DRUM SCRAPER	2	47310011	47310011
18	SEPARATING COVER WITH HANDLES AND STAND	1	21040382	21040382
	HANDLE	2	56520030	56520030
	CLIPS	1	51450010	51450010
	STAND	1	40590011	40590011
	DOSAGE SCALE	1	57320060	57320060
19	ROLLER Ø108	1	57360021	57360021
20	WARNING TRIANGLE	2	58270010	58270010
21	REGISTRATION PLATE	1	56570100	56570100
	REGISTRATION PLATE FASTENER	1	42500411	42500411
	CLIP HOOKS	3	50080010	50080010
22	FLASHING LIGHT	1	52000020	52000020
	ORANGE SIDE RETRO-REFLECTORS	6	57420030	57420030
23	REDUCING WASHER	1	47250261	47250261

S160 H - EP04 / D190 H - EP05

S160 H - EP04 / D190 H - EP05




**Gearbox**

REP	DESIGNATION	QTY	S 160 H	D 190 H
1	GEARBOX	1	30510372	30510372
2	GEARBOX COVER WITH FASTENER PIN	1	21060052	21060052
3	BEARING STOP	1	40540121	40540121
4	DRIVE SHAFT	1	40020541	40020541
5	CLUTCH SHAFT	1	40020091	40020091
6	SPROCKET 15 TEETH	1	47270051	47270051
	SPROCKET 27 TEETH	1	47270061	47270061
	SPROCKET 43 TEETH	1	47270071	47270071
7	SPROCKET 55 TEETH	1	47270081	47270081
	BEARING 4 HOLES	1	56500101	56500101
8	PINION SPACER	2	42000091	42000091
	SET RING	2	61640090	61640090

S160 H - EP04 / D190 H - EP05


S160 H - EP04 / D190 H - EP05



**Rear view and access means**

REP	DESIGNATION	QTY	S 160 H	D 190 H
1	MOUNTED TIE ROD (IF ESPANJUP)	2	27760061	27760061
	TIE ROD BODY	2	31130021	31130021
	ROUND EYE BOLD	2	56640070	56640070
	TIE ROD PIN	2	40040441	40040441
	TIE ROD FLANGE	2	31030241	31030241
2	LIGHTING CLAMP	1	30500091	30500091
3	LADDER PIN	2	30010301	30010301
4	REAR LADDER ELEMENT	1	32020141	32020141
5	STUB	2	52110140	52110140
6	LOCKING HANDLE	1	36560041	36560041
7	DRAW SPRING	2	57270241	57270241
8	HOLDING TUBE	2	48260592	48260592
9	RIGHT GUARD RAIL	1	33050012	33050012
10	LEFT GUARD RAIL	1	33050022	33050022
11	ARTICULATED TUBE	1	48260600	48260600
12	FRONT PLATFORM ELEMENT	1	32020151	32020151
13	REAR PLATFORM ELEMENT	1	32020161	32020161
14	STUB	2	52110010	52110010
15	ROUND STUB	2	52110120	52110120
	BLACK LINK	2	54820010	54820010
16	CABLE PROTECTOR	2	46580101	46580101
17	RIGHT LIGHTING SUPPORT	1	37761341	37761341
18	LEFT LIGHTING SUPPORT	1	37761351	37761351
19	COULTER CLAMP BRACKET (OPTION)	1		32510361
20	COULTER CLAMP (OPTION)	1		32060011
21	STRAP (M)	0,8		72030010
22	FRENCH LIGHTING	1	52000060	52000060
	REAR RIGHT LIGHT	1	52550050	52550050
	REAR LEFT LIGHT	1	52550060	52550060
	RIGHT DIMMER CAP	1	51260040	51260040
	LEFT DIMMER CAP	1	51260050	51260050
	CABLE BETWEEN LIGHTS	1	51000160	51000160
	CABLE WITH FEMALE PLUG	1	51000170	51000170
	MALE/MALE CONNECTOR	1	51000180	51000180
23	LIGHTING FOR FRANCE (INTEGRATED TRIANGLE – DUAL SIDELIGHTS)	1	52000100	52000100
	BELGIAN LIGHTING (INTEGRAL TRIANGLE – DUAL SIDELIGHTS)	1	52000140	52000150
	RIGHT REAR LIGHT	1	52550070	52550070
	LEFT REAR LIGHT	1	52550080	52550080
	SIDELIGHTS	2	51260060	51260060
24	CABLE GUARD	2	46580141	46580141
25	RIGHT LIGHTING SUPPORT	1	47761071	47761041
26	LEFT LIGHTING SUPPORT	1	47761081	47761051
27	RECTANGULAR END CAP	2	52110220	52110220

S160 H - EP04 / D190 H - EP05



S160 H - EP04




**Rolling unit**

**• Rolling unit for the S 160 H**

REP	DESIGNATION	QTY	S 160 H	D 190 H
1	AXLE WITH BRACKETS	1	32010282	
	CHAMBER	2	51210070	
	HUB	2	55320110	
	LINED BRAKE SHOE	4	55310260	
	BRAKE CAM	2	51220100	
	CAM SPRING	2	57270480	
	CONNECTING ROD	2	50610020	
2	STUD M22, L = 96	20	53010100	
	NUT M22	20	52010250	
	WHEEL COVER	2	51230100	
	FRONT BEARING	2	57310560	
	REAR BEARING	2	57310580	
	DUST COVER	2	51240140	
	HEXAGON SLOTTED NUT	2	52010260	
3	HYDRAULIC BRAKING CONTROL (SEE P.A10-00)			
	PNEUMATIC BRAKING CONTROL (SEE P.A11-00)			
4	FLANGE	4	50590022	





D190 H - EP05

**Rolling unit (next)**

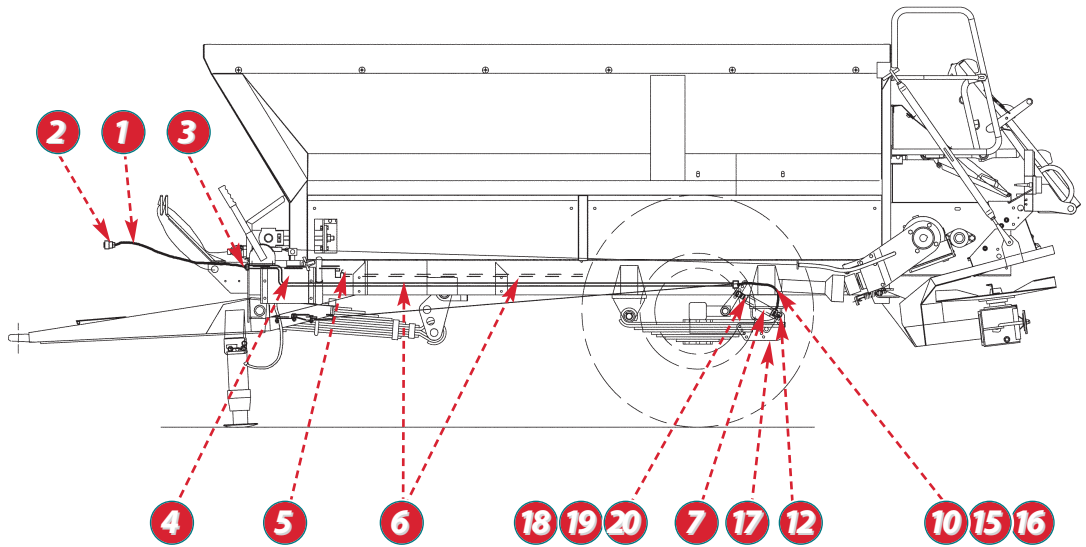
**• Rolling unit for D 190 H**

REP	DESIGNATION	QTY	D 190 H	
1	COMPLETE TRANSMISSION UNIT	1	30600050	
	AXLE WITH BRACKETS	1	32010332	
	CHAMBER	2	51210020	
	HUB	2	55320120	
	LINED BRAKE SHOE	4	55310080	
	BRAKE CAM	2	51220030	
	RETURN SPRING	4	57270240	
	2	CONNECTING ROD	2	50610020
		STUD M18, L = 81	16	53010110
		NUT M18	16	52010070
		WHEEL COVER	2	51230060
		FRONT BEARING	2	57310220
		REAR BEARING	2	57310380
		DUST COVER	2	51240150
HEXAGON SLOTTED NUT		2	52010110	
3	HYDRAULIC BRAKING CONTROL (SEE P. A10-00)			
	PNEUMATIC BRAKING CONTROL (SEE P. A11-00)			
7	COMPLETE TAG AXLE	1	32010322	
	CHAMBER	2	51210020	
	HUB	2	55320120	
	LINED BRAKE SHOE	4	55310080	
	BRAKE CAM	2	51220030	
	RETURN SPRING	4	57270240	
	CONNECTING ROD	2	50610020	
	STUD M18, L = 81	16	53010110	
	NUT M18	16	52010070	
	WHEEL COVER	2	51230060	
	FRONT BEARING	2	57310220	
	REAR BEARING	2	57310380	
	DUST COVER	2	51240150	
	HEXAGON SLOTTED NUT	2	52010110	
8	COUPLING BAR	1	50720040	
9	LOCKING ACTUATOR	2	59000500	
	ELBOW	2	57250280	
10	SHOCK ABSORBER	1	50040030	
	HYDRAULIC CONTROL FOR BLOCKING THE TAG AXLE :	1		
	HYDRAULIC PIPE	1	28260241	
	FLEXIBLE HOSE 1100 MM	2	52520170	
	UNION	1	57250060	
	BULKHEAD UNION	1	57250160	
	WITH FLEXIBLE HOSE 2200 MM (STANDARD)	1	52520110	
	UNION	1	57250180	
	MALE HALF-VALVE	1	59030040	
	OR WITH FLEXIBLE HOSE 2200 MM (OPTION)	1	52520010	
	HALF-VALVE TO SCREW	1	59030010	
11	SUSPENSION SPRING	2	57270490	
	BEARING	2	56500330	
	ARTICULATION PIN	2	50070210	
	RING	4	50550120	
	HEXAGON SLOTTED NUT	2	52010280	
	FLANGE	4	50590330	
	UPPER PLATE	4	56570750	
	SPRING FLANGE	8	50590340	

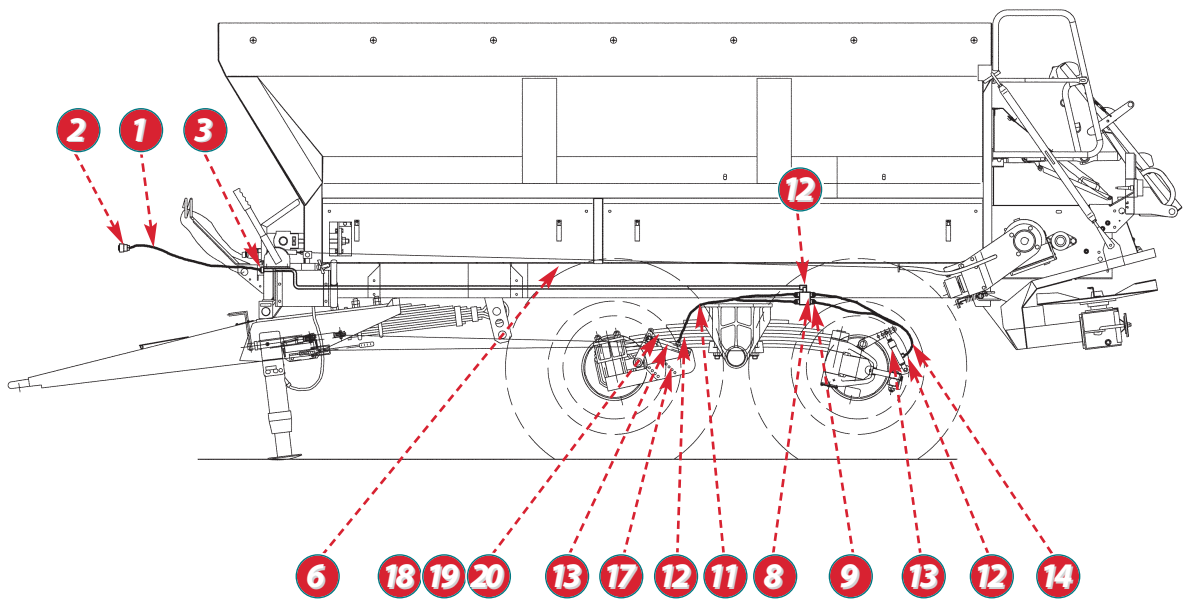
D190 H - EP05

S160 H - EP04 / D190 H - EP05

  
S160 H



  
D190 H

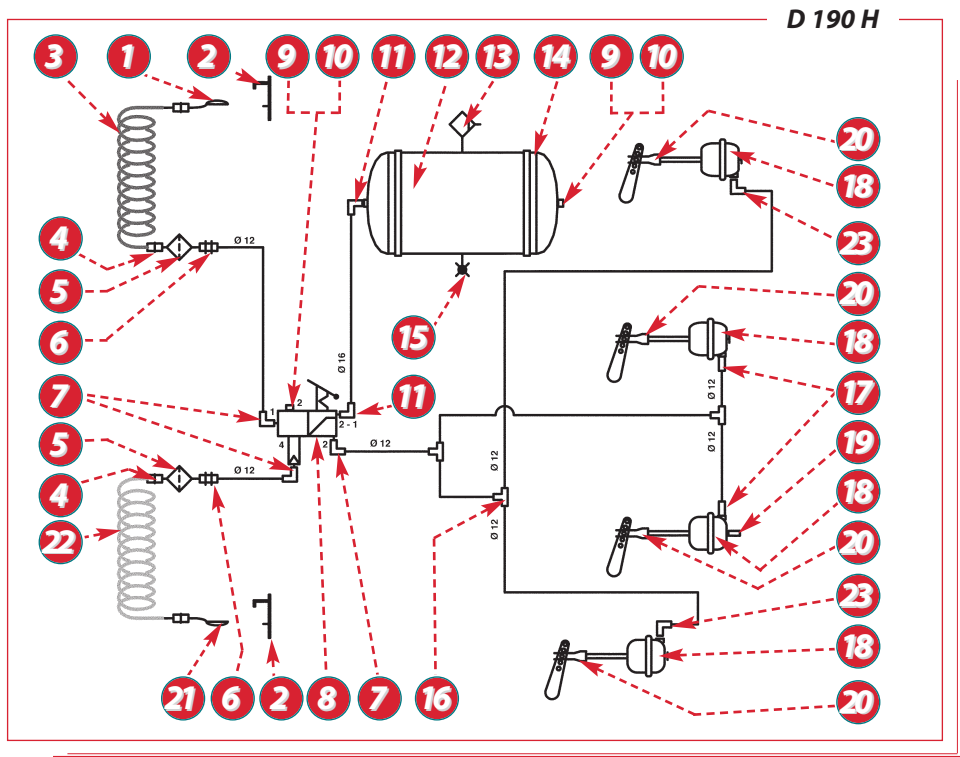
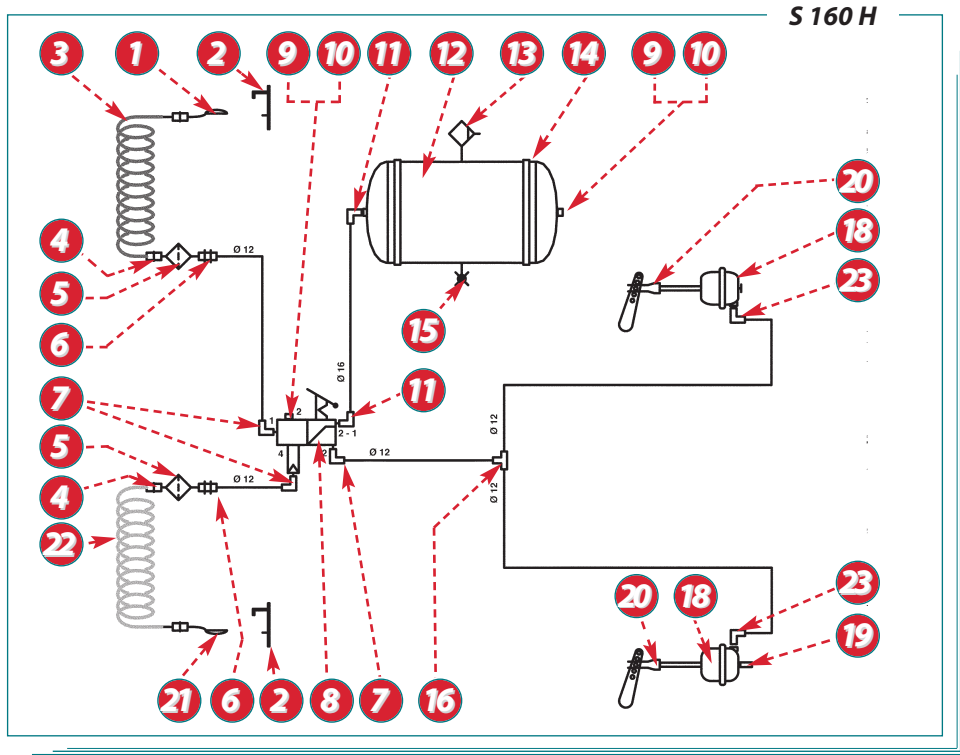


**Hydraulic braking control**

REP	DESIGNATION	QTY	S 160 H	D 190 H
	HYDRAULIC BRAKING CONTROL		21020401	21020421
1	FLEXIBLE HOSE 2200 MM	1	52520010	52520010
2	BALL COUPLER	1	51150010	51150010
3	BULKHEAD UNION	1	57250160	57250160
4	HYDRAULIC PIPE	1		
5	ELBOW	1		
6	HYDRAULIC PIPE	1	28260171	28260171
7	ACTUATOR Ø 35	2	59000121	
8	DRILLED BLOCK	1		40580011
9	UNION	4		57250190
10	FLEXIBLE HOSE 700 MM	1	52520020	
11	FLEXIBLE HOSE 1100 MM	3		52520170
12	ELBOW	1 - 5	57250280	57250280
13	ACTUATOR Ø 25	4		59000221
14	FLEXIBLE HOSE 1650 MM	1		52520250
15	T-PIECE	1	57251080	
16	FLEXIBLE HOSE 500 MM	1	52520370	
17	ACTUATOR FLANGE ELEMENT	4	42020371	42020371
18	ACTUATOR CASING PIN	2 - 4	50070180	50070180
19	ACTUATOR PIN	2 - 4	40040710	40040710
20	DRAW SPRING	4 - 8	57270201	57270201

S160 H - EP04 / D190 H - EP05

S160 H - EP04 / D190 H - EP05






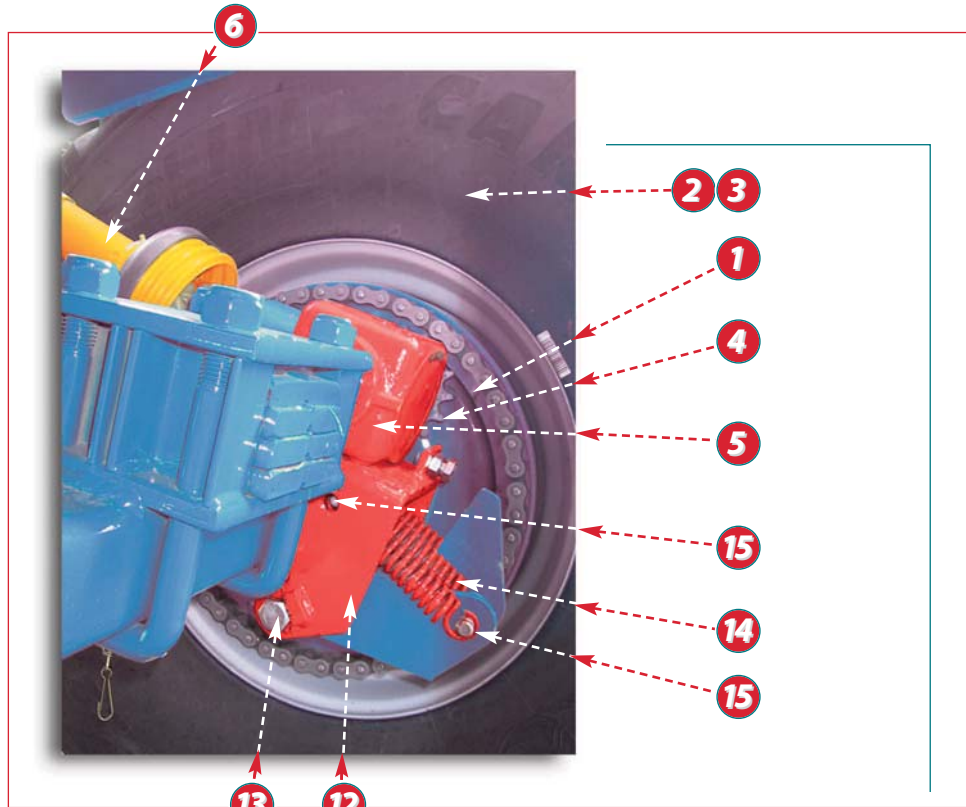
**Pneumatic braking control**

REP	DESIGNATION	QTY	S 160 H	D 190 H
	PNEUMATIC BRAKING CONTROL		21020521	21020541
1	RED HEAD	1	58340100	58340100
2	HEAD SUPPORT	2	57780050	57780050
3	RED SPIRAL TUBE	1	58320060	58320060
4	RIGHT UNION M22 x 1,5/ø12	2	57250830	57250830
5	IN-LINE FILTER	2	52540070	52540070
6	CHASSIS UNION M22 x 1,5/ø12	2	57250850	57250850
7	ELBOW M22 x 1,5/ø12	3	57250800	57250800
8	EMERGENCY RELAY VALVE	1	59030141	59030141
9	RETAINER + SEAL	2	54000540	54000540
10	CAP M22 x 1,5	2	50530130	50530130
11	ELBOW M22 x 1,5/ø16	2	57250810	57250810
12	TANK 45 L	1		57400041
	TANK 30 L	1	57400031	
13	PURGE VALVE	1	59030150	59030150
14	COLLAR + SUPPORT	2	51070221	51070231
15	PRESSURE TAP M22 x 1,5	1	56690030	56690030
16	T-PIECE	1 - 3	57250050	57250050
17	RIGHT UNION M16 x 1,5/ø12	2		57250840
18	BRAKE CYLINDER TYPE 16	4		59120021
	BRAKE CYLINDER TYPE 30	2	59120051	
19	PRESSURE TAP M16 x 1,5	1	56690040	56690040
20	CYLINDER CASE	2 - 4	51040050	51040050
21	YELLOW HEAD	1	58340110	58340110
22	YELLOW SPIRAL HEAD	1	58320070	58320070
23	ELBOW M16 x 1,5/ø12	2	57250820	57250820
	POLYAMIDE TUBE ø9/12 (M)		70950090	70950090
	POLYAMIDE TUBE ø12/16 (M)		70950080	70950080
	CYLINDER SUPPORT	2	37761501	37761501
	TANK FASTENER	2	42500491	42500491
	EMERGENCY RELAY VALVE FASTENER	1	42500501	42500501
	RIGHT BRAKE CHAMBER (TAG AXLE)	1		37761511
	LEFT BRAKE CHAMBER (TAG AXLE)	1		37761521
	OFFSET ELEMENT FOR THE SMALL CONROD (TAG AXLE)	2		32020171
	GEAR SUPPORT	1		37761531

S160 H - EP04 / D190 H - EP05



S160 H - EP04 / D190 H - EP05




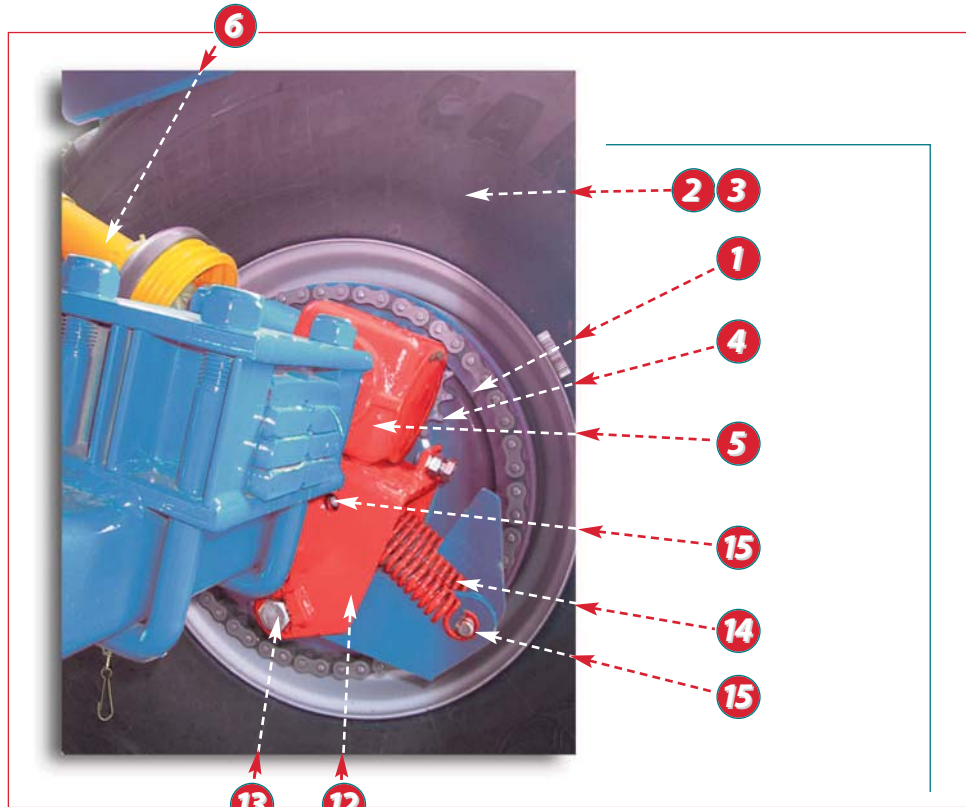
**DPA**

REP	DESIGNATION	QTY	S 160 H	D 190 H
1	CHAMBER WITH CHAIN	1	21000031	21000011
	CHAMBER 28 HOLES	1		41010011
	CHAMBER 32 HOLES	1	41010021	
	STUD CHAIN 56 LINKS	1		21010010
	STUD CHAIN 64 LINKS	1	21010020	
2	RIGHT WHEEL (NB : STANDARD MOUNT)	1 - 2	57290970	57291010
3	LEFT WHEEL (NB : STANDARD MOUNT)	1 - 2	57290970	57291010
	TYRE	2 - 4	5655.....0	56550180
	RIM	2 - 4	5401.....0	54010180
	VALVE	2 - 4	5903.....0	59030170
4	PINION	1	56510041	56510041
5	REVERSER REDUCER RA 130	1	57260021	57260021
	THROUGH SHAFT CIRCLIPS	2	51060100	51060100
	INPUT SHAFT SEAL	1	54000160	54000160
	BEARING	2	57310250	57310250
	THROUGH SHAFT SEAL	2	54000210	54000210
	MECANINDUS CAP	1	50530010	50530010
	KEY	2	60830060	60830060
	INPUT SHAFT CIRCLIPS	1	51060080	51060080
	TAPERED BEARING	2	57310260	57310260
6	DPA TRANSMISSION	1	58260170	
7	DPA TRANSMISSION (CHAMBER SIDE)	1		58260440
8	DPA TRANSMISSION (CLUTCH SIDE)	1		58260170
9	DPA LINK SHAFT	1		40020550
10	BEARING	2		56500021
11	DPA GUARD	1		46580112
12	ARTICULATED SUPPORT	1	37761031	37761031
13	PARTIALLY THREADED SCREW	1	61110170	61110170
14	RETURN SPRING	3	57270341	57270461
15	ACTUATOR PIN	2	40040710	40040710

S160 H - EP05 / D190 H - EP04

1

S160H - EP04 .. 025 → ... / D190H - EP05 .. 009 → ...

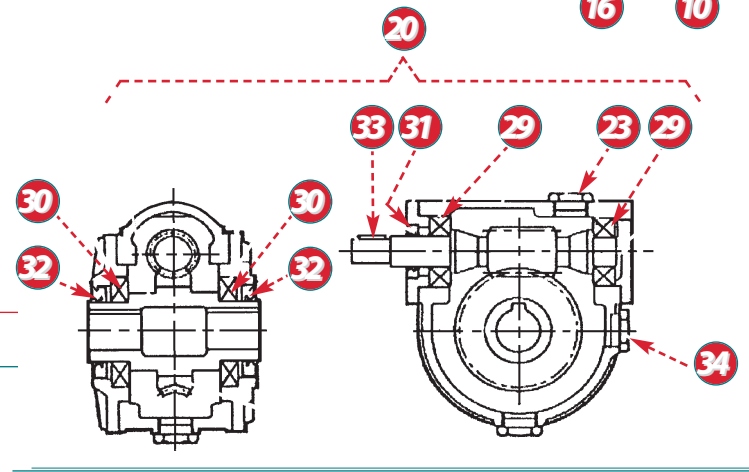




**DPA**

REP	DESIGNATION	QTY	S 160 H	D 190 H
1	CHAMBER WITH CHAIN	1	21000031	21000011
	CHAMBER 28 HOLES	1		41010011
	CHAMBER 32 HOLES	1	41010021	
	STUD CHAIN 56 LINKS	1		21010010
	STUD CHAIN 64 LINKS	1	21010020	
2	RIGHT WHEEL (NB : STANDARD MOUNT)	1 - 2	57290970	57291010
3	LEFT WHEEL (NB : STANDARD MOUNT)	1 - 2	57290970	57291010
	TYRE	2 - 4	5655.....0	56550180
	RIM	2 - 4	5401.....0	54010180
	VALVE	2 - 4	5903.....0	59030170
4	PINION	1	56510041	56510041
5	REVERSER REDUCER T 25	1	57260441	57260441
	CIRCLIP INT. Ø 72	4	51060140	51060140
	JOINT	2	54000330	54000330
	BEARING	2	57310640	57310640
	CAP Ø 72	1	50530330	50530330
	CAP Ø 100	1	50530340	50530340
	KEY	2	60840050	60840050
	INPUT SHAFT CIRCLIPS EXT. Ø 35	1	51060060	51060060
	TAPERED BEARING	2	57310550	57310550
	BLOCK	1	51010090	51010090
6	DPA TRANSMISSION	1	58260170	
7	DPA TRANSMISSION (CHAMBER SIDE)	1		58260440
8	DPA TRANSMISSION (CLUTCH SIDE)	1		58260170
9	DPA LINK SHAFT	1		40020550
10	BEARING	2		56500021
11	DPA GUARD	1		46580112
12	ARTICULATED SUPPORT	1	37761031	37761031
13	PARTIALLY THREADED SCREW	1	61110170	61110170
14	RETURN SPRING	3	57270341	57270461
15	ACTUATOR PIN	2	40040710	40040710

S160H - EP04 .. 025 → ... / D190H - EP05 .. 009 → ...

S160 H - EP04 / D190 H - EP05






**Clutch**

REP	DESIGNATION	QTY	S 160 H	D 190 H
1	DOG CLUTCH SHAFT	1	40020100	40020100
2	COMPRESSION SPRING	1	57270010	57270010
3	BELLOWS	1	57760010	57760010
4	CENTRING RING	1	40500090	40500090
5	MOVING DOG CLUTCH	1	41060020	41060020
6	BEARING	2	57310020	57310020
7	FIXED DOG CLUTCH	1	41060010	41060010
	RETAINING RING	1	40500350	40500350
8	SPLINED SHAFT	1	45250050	45250050
9	COLLAR	2	51070100	51070100
10	SLIDER	1	41040011	41040011
11	FORK	1	32530061	32530061
12	CLEVIS	2	51040011	51040011
13	CLUTCH SUPPORT	1	37760321	37760321
14	TENSION BOLT	1	49030010	49030010
15	DRAW SPRING	1	57270340	57270340
16	HYDRAULIC ACTUATOR	1	59000021	59000021
17	ELBOW	1	57250090	57250090
18	FLEXIBLE HOSE 1000 MM	1	52520200	52520200
19	GUARD	1	46580051	46580051
20	REDUCER 1/10	1	57260171	57260171
23	FILLER CAP *	1	50530060	50530060
29	ENDLESS SCREW BEARING	2	57310230	57310230
30	HOLLOW SHAFT BEARING	2	57310240	57310240
31	ENDLESS SCREW SEAL	1	54000190	54000190
32	HOLLOW SHAFT SEAL	2	54000200	54000200
33	KEY	1	60830080	60830080
34	OIL LEVEL LIGHT	1	59050010	59050010
	BATTERY EVENT PLUG	1	50530070	50530070
35	SPRING	1	57270211	57270211

\* recommended oil: TOTAL CARTER EP220 (1,8 litres)

S160 H - EP04 / D190 H - EP05






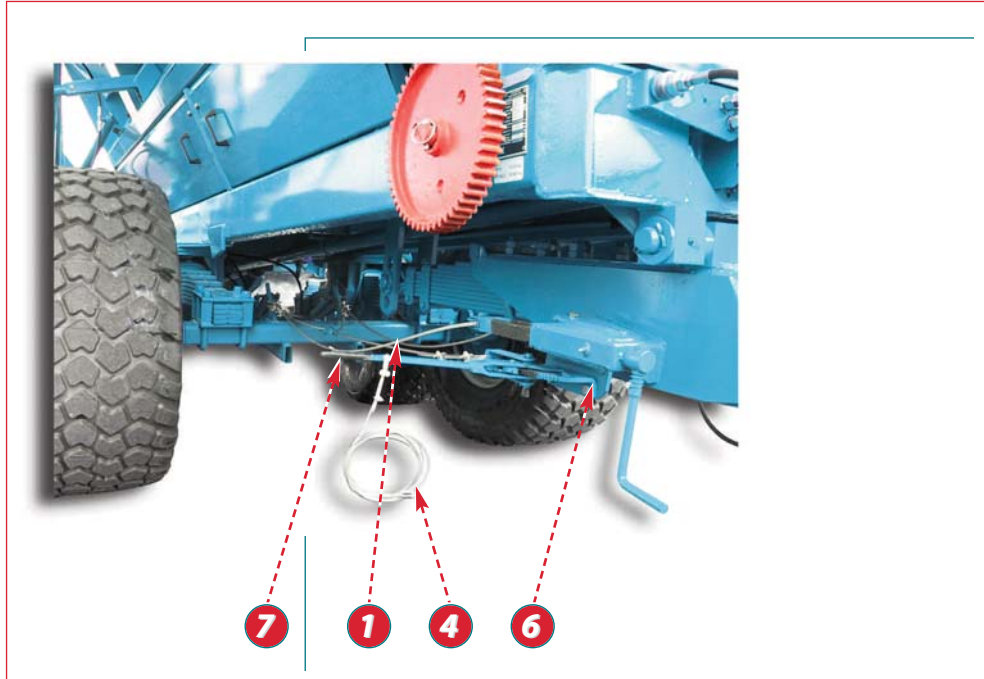
S160 H - EP04 / D190 H - EP05

**Front suspension**

REP	DESIGNATION	QTY	S 160 H	D 190 H
1	ADJUSTING FLANGE	2	41070382	41070382
2	GUIDE PIN	1	40040460	40040460
3	LARGE COULTER CLAMP	1	52060060	52060060
	SPRING BOLT	1	52070060	52070060
4	DRAWBAR PIN	1	30010072	30010072
	WASHER Ø 45	5	60640040	60640040
5	SPRING PIN	1	40040460	40040460
6	FLANGE SPRING	3	50590072	50590072
7	DRAWBAR SPRING	1	57270152	57270152
	RING	1	50550020	50550020
	BLADE M	1	54780010	54780010
	BLADE C/L1	1	54780020	54780020
	BLADE C/L2	1	54780030	54780030
	2ND BLADE	1	54780040	54780040
	3RD BLADE	2	54780050	54780050
	4TH BLADE	2	54780060	54780060
	5TH BLADE	1	54780070	54780070
	6TH BLADE	1	54780080	54780080
	7TH BLADE	1	54780090	54780090
8	SMALL COULTER CLAMP	1	52060020	52060020

S160 H - EP04 / D190 H - EP05

S160 H - EP04 / D190 H - EP05




**Manual parking brake control**

REP	DESIGNATION	QTY	S 160 H	D 190 H
1	LINCHPIN Ø 6 FOR PARKING BRAKE CABLE	1		52120020
2	EMERGENCY BRAKE CABLE PULLEY	1	36590011	36590011
3	FLEXIBLE CABLE Ø 8	1	51000200	51000200
4	SECURITY CABLE Ø 3,2	1	51000020	51000020
5	FLEXIBLE CABLE Ø 8 WITH CRIMP STOP	1	51000210	51000210
	HEART SHAPED THIMBLE Ø 5	1	51090010	51090010
	HEART SHAPED THIMBLE Ø 8	5	51090030	51090030
	CABLE TIGHTENER Ø 8	10	57750030	57750030
	CABLE TIGHTENER Ø 3	2	57750050	57750050
6	DOUBLE FLANGE FOR PARKING SCREW BRAKE	1	31030291	31030291
7	EMERGENCY BRAKE HANDLE	1	34750011	34750011

S160 H - EP04 / D190 H - EP05

S160 H - EP04 / D190 H - EP05






**Miscellaneous accessories**

REP	DESIGNATION	QTY	S 160 H	D 190 H
	HOPPER EXTENSIONS (SET) (MODEL 03)	1	27250322	27250322
1	SIDE HOPPER EXTENSION	2	37250422	37250422
2	TRANSVERSAL HOPPER EXTENSION	2	37250342	37250342
3	ANTI-CLOD MESH (SET) (MODEL 03)	1	23000200	23000200
	MESH 2000 x 980	4	33010280	33010280
	MESH 2000 x 500	1	33010290	33010290
4	KEY	8	41160010	41160010
5	ANTI-LIFTING SUPPORT	4	46550620	46550620
	FULL UNWINDING COVER (MODEL 03)	1	20520332	20520332
6	UNWINDING TUBE	1	48260661	48260661
7	MANOEUVRING HANDLE	1	36560051	36560051
8	STUB	1	52110030	52110030
9	TAIL WASHER	1	37300021	37300021
10	STOP	2	40540181	40540181
11	FLAT SPACER	2	46540571	46540571
12	TUBE	1	.03 0262	.03 0262
13	FRONT PANEL	1	36580492	36580492
14	REAR PANEL	1	36580482	36580482
15	OBTURATOR PLATE (IF THERE IS NO PNEUMATIC FILLING)	1	38270462	38270462
16	RIGHT SIDE PANEL	1	36580602	36580602
17	LEFT SIDE PANEL	1	36580612	36580612
18	COVER WITH SANDOW (RED)	1	50580440	50580440
19	TARPAULIN BOW	2	30050012	30050012
	STRAP SUPPORT	1	37761432	37761432
	STRAP (M)	5,3	72030010	72030010
	TYRE INNER TUBE FOR ROLLING HOPPER COVER (MODEL 03)	1		
	TYRE INNER TUBE DOUBLE ROLLING HOPPER COVER (MODEL 03)	1	28260532	28260532
20	DOUBLE LONGITUDINAL TUBE	1	38300582	38300582
21	REAR DOUBLE TUBE	1	38300592	38300592
22	FLANGE ELEMENT	1	32020042	32020042
23	FLANGE ELEMENT WITH BRACKETS	1	32020032	32020032
24	FLANGE BRACKET	1	32510102	32510102
25	FLANGE	4	50590312	50590312
26	TIGHTENING PLATE	2	46540892	46540892
27	SPACER	2	32030092	32030092
28	1/2 FIRE CONNECTION Ø 80 / 90	1	57250010	57250010
29	"FRONT FILLING" STICKER	1	50061280	50061280
30	"REAR FILLING" STICKER	1	50061270	50061270

S160 H - EP04 / D190 H - EP05

D240 - EP06 / D290 - EP07




Front view of the D 240 - D 290

REP	DESIGNATION	QTY	D 240	D 290
1	HITCHING DRAW BAR	1	32520122	32520122
2	HITCHING RING	1	50010140	50010140
	SCREW TH M20X80 STAINLESS STEEL PARTIALLY THREADED	8	61110060	61110060
	FLAT WASHER Ø20 STAINLESS STEEL	2	61610110	61610110
	GROWER WASHER Ø20 STAINLESS STEEL	8	61630110	61630110
3	TRANSMISSION SUPPORT	1	37760642	37760642
4	HYDRAULIC CLUTCH CONTROL:			
	BULKHEAD UNION	1	57250160	57250160
	HYDRAULIC PIPE	1	28260491	2826....1
	WITH FLEXIBLE HOSE 2600 MM (STANDARD)	1	52520560	52520560
	UNION	1	57250180	57250180
	MALE HALF-VALVE	1	59030040	59030040
	OR WITH FLEXIBLE HOSE 2600 MM (OPTION)	1	52520520	52520520
	HALF-VALVE TO SCREW	1	59030010	59030010
	FLEXIBLE HOSE 1100 MM	1	52520200	52520200
	TAPERED ELBOW	1	57250090	57250090
5	CLUTCH LEVER	1	34750011	34750011
	RATCHET	1	51250010	51250010
	SPRING	1	57270130	57270130
	PIN	1	50070040	50070040
	CABLE BELLOWS	2	57760020	57760020
	SHEATH STOP	2	50020010	50020010
	SHEATH	1	53000040	53000040
	CABLE	1	51000010	51000010
	CABLE TIGHTENER	2	57750010	57750010
	HEART SHAPED THIMBLE	1	51090010	51090010
6	FLEXIBLE HOSE AND CONNECTORS	1	37761422	37761422
7	"TRACTOR/MACHINE" TRANSMISSION			
	CENTRAL HYDRAULIC EQUIPMENTS ON THE SPREADER			
	FULL WIDE ANGLE TRANSMISSION		58260130	58260130
	FULL WIDE ANGLE TRANSMISSION 21 SPLINES 1"3/8		58260450	58260450
	FULL WIDE ANGLE TRANSMISSION 20 SPLINES 1"3/4		58260460	58260460
8	FRONT HOOD	1	31080462	31080462
	DRAWN STAINLESS STEEL	2	.100040	.100040

IF THERE IS NO CENTRAL

D240 - EP06 / D290 - EP07

D240 - EP06 / D290 - EP07




**Front view of the D 240 / D 290 (next)**

REP	DESIGNATION	QTY	D 240	D 290
9	FRONT LEFT SIDE COVER (WITHOUT PIN)	1	31080602	31080602
	FRONT RIGHT SIDE COVER (WITHOUT PIN)	1	31080592	31080592
	CENTRAL SIDE COVER (WITHOUT PIN)	2		4111.....2
	REAR LEFT SIDE COVER (WITHOUT PIN)	1	31080622	3108.....2
	REAR RIGHT SIDE COVER (WITHOUT PIN)	1	31080612	3108.....2
	FASTENER PIN	8	50070170	50070170
	RETAINING WASHER	8	57380070	57380070
10	HYDRAULIC STAND	1	50540022	50540022
11	PIN	1	50070080	50070080
12	HANDLE	1	56520060	56520060
13	4L LEVER PUMP	1	56660012	56660012
14	LEVER	1	34750081	34750081
15	FLEXIBLE HOSE 1300 MM	1	52520640	52520640
	TAPERED UNION	1	57250300	57250300
	UNION	1	57250190	57250190
16	RETAINING SPRING (M)	1	71130030	71130030
17	CABLE GROMMET BAND (M)	1	71160070	71160070
18	PROTECTION CAP BY 1/2 VALVE YELLOW:		50530260	50530260
	PROTECTION CAP BY 1/2 VALVE GREEN:		50530250	50530250
	PROTECTION CAP BY 1/2 VALVE BLUE:		50530220	50530220
	PROTECTION CAP BY 1/2 VALVE RED:		50530230	50530230
	PROTECTION CAP BY 1/2 VALVE BLACK:		50530270	50530270
19	STUFFING BOX	1	56610020	56610020
	LOCK NUT	1	52010020	52010020
20	BLACK LINK	1	54820010	54820010
21	SANDOW HOOK	1	30060010	30060010
22	PLASTIC PULLEY	9-	56530210	56530210
	SIDE COVER SUPPORT	2-	37761632	3776.....2
	CHARGE LIGHT	1	38320011	38350011
23	TUBE SPACER FOR HYDRAULIC RESERVOIR	1	48260761	

D240 - EP06 / D290 - EP07

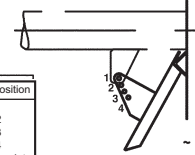





8

9

Adjusting the rear flow regulator plate  
(situated inside the hopper just in front of the shutter)



Shutter opening	Plate position
0 to 11 cm	1
11,1 to 14 cm	2
14,1 to 18 cm	3
18,1 to 22 cm	4
22,1 to 30 cm	Remove plate
VH with discs	Remove plate




6

7

1

D240 - EP06 / D290 - EP07



1

4

2

9

6

7

8

11

5

2

3

4

10

3

5



**Top view**


REP	DESIGNATION	QTY	D 240	D 290
1	FRONT FLAP	1	40530020	40530020
	FRONT MOUNTING PLATE	1	46540291	46540291
2	SIDE FLAP	2	40530430	40530470
3	UPPER MOUNTING PLATE	2	46540512	4654.....2
4	LOWER MOUNTING PLATE	2	46540532	4654.....2
	REAR AND UPPER MOUNTING PLATE	1	46540872	4654.....2
	REAR AND LOWER MOUNTING PLATE	1	46540862	4654.....2
	REAR MUD FLAP	2	40530080	40530080
	REAR MOUNTING PLATE	2	36570011	36570011
5	TRANSPORTING BAND	1	50600240	50600270
6	ANTICOMPACTING ROOF	2-4	38310221	38310221
7	LOCKING PIN	4-8	30010150	30010150
	ONLY IF BOOMS			
8	REAR FLOW REGULATOR PLATE	1	38270441	38270441
9	"ADJUST REGULATOR PLATE" STICKER	1	50061230	50061230
10	CENTRAL SEPARATOR PLATE	1	38270451	38270451
11	RETAINING ROD	2	30500101	30500101
	STOP PIN	2	40040780	40040780
	ROOF PLATE (OPTION)	4	48281391	48281391

**Side view**

REP	DESIGNATION	QTY	D 240	D 290
1	THREADED TENSION ROD WITH NUT	2	28300080	28300080
2	TENSION STOP	2	40540251	40540251
3	BAND SCRAPER	1	37270041	37270041
4	CONVEYOR BELT GUIDE 110 MM	8-12	43020090	43020090
	CONVEYOR BELT GUIDE 80 MM	2	43020100	43020100
5	ROLLER Ø89	24-39	57360011	57360011
	ROLLER Ø70	1		57360171
6	TAKEUP BEARING	2	56500291	56500291
7	ROTATION INDICATOR	1	48320013	48320013
8	TENSION DRUM	1	38320201	38320201
9	COVER FASTENER	4	32510302	32510302

D240 - EP06 / D290 - EP07


D240 - EP06 / D290 - EP07



Rear view and drive

REP	DESIGNATION	QTY	D 240	D 290
1	CONTROL DRUM	1	38320191	38320191
	SCREW CHC M16 x 40 STAINLESS STEEL	2	61260220	61260220
	WASHER Ø16 x 40 STAINLESS STEEL	4	61610180	61610180
2	FLANGE BEARING	3	56500311	56500311
3	SPACER REDUCER	3	42000241	42000241
4	FLAT SPACER	2	46540262	46540262
5	LEFT SIDE GUIDING PLATE	1	38270432	38270432
	RIGHT SIDE GUIDING PLATE	1	38270422	38270422
6	RIGHT SHUTTER GUIDE	1	43020072	43020072
	LEFT SHUTTER GUIDE	1	43020082	43020082
7	ANTI-DRIP PLATE	1	38270182	38270182
8	REAR PROTECTION COVER (RED)	1	50580430	50580430
9	SHUTTER PIN	1	30010262	30010262
10	FLYWHEEL PIN	1	30010272	30010272
11	REDUCER HOUSING FOR THE SHUTTER CONTROL	1	31000122	31000122
12	SECURING WASHER	2	47250250	47250250
13	BEVEL GEAR COUPLE	1	46620090	46620090
14	BLOCKING BRACKET	2	42500430	42500430
15	HOUSING GUARD	1	46580072	46580072
16	RIGHT GREASE NIPPLE	2	53020010	53020010
17	SET RING STAINLESS STEEL	2	61640020	61640020
18	FLYWHEEL	1	59020012	59020012
19	PIN FASTENER	3	42500180	42500180
	FLYWHEEL PIN FASTENER	1	42500441	42500441
20	LOCKING PLATE	1	46540270	46540270
21	LOBED HANDLE	1	56520020	56520020
22	DRAINAGE SHUTTER	1	38290122	38290122
23	METAL RULER	1	47280020	47280020
24	CHAIN 19 LINKS	2	51030020	51030020
25	ROLLER AND DRUM SCRAPER	2	47310011	47310011
26	SEPARATING COVER WITH HANDLES AND STAND	1	21040382	21040382
	HANDLE	2	56520030	56520030
	CLIPS	1	51450010	51450010
	STAND	1	40590011	40590011
	SEPARATION COVER FLAP	1	40530450	40530450
	DOSAGE SCALE	1	57320060	57320060
27	ROLLER Ø108	1	57360021	57360021
28	WARNING TRIANGLE	2	58270010	58270010
29	REGISTRATION PLATE	1	56570100	56570100
	REGISTRATION PLATE FASTENER	1	42500411	42500411
	CLIP HOOKS	3	50080010	50080010
30	FLASHING LIGHT	1	52000020	52000020
	ORANGE SIDE RETRO-REFLECTORS	6	57420030	57420030
31	REDUCING WASHER	1	47250261	47250261

D240 - EP06 / D290 - EP07



D240 - EP06 / D290 - EP07


**Gearbox**

REP	DESIGNATION	QTY	D 240	D 290
1	GEARBOX	1	30510402	30510402
2	GEARBOX COVER WITH FASTENER PIN	1	21060052	21060052
3	BEARING STOP	1	40540121	40540121
4	DRIVE SHAFT	1	40020471	40020471
5	CLUTCH SHAFT	1	40020481	40020481
6	SPROCKET 15 TEETH (NB: TO MATCH)	2	47270051	47270051
	SPROCKET 27 TEETH (NB: TO MATCH)	2	47270061	47270061
	SPROCKET 43 TEETH (NB: TO MATCH)	2	47270071	47270071
7	SPROCKET 55 TEETH (NB: TO MATCH)	2	47270081	47270081
8	BEARING 4 HOLES	1	56500301	56500301

D240 - EP06 / D290 - EP07



D240 - EP06 / D290 - EP07



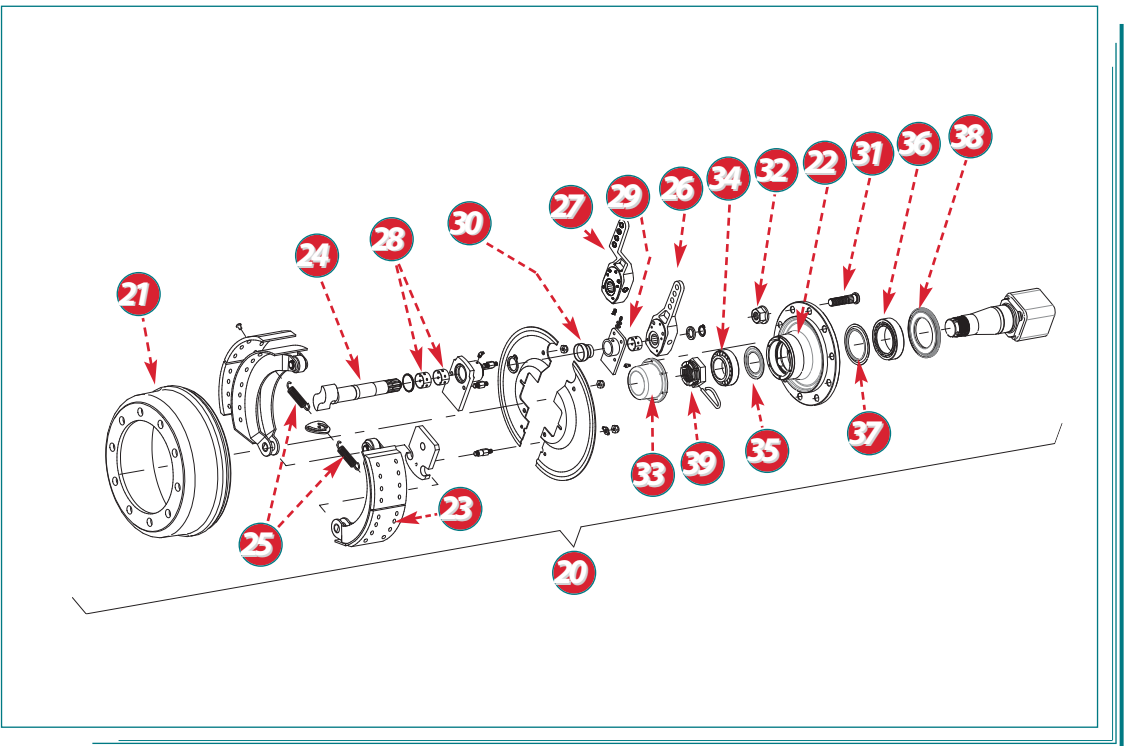
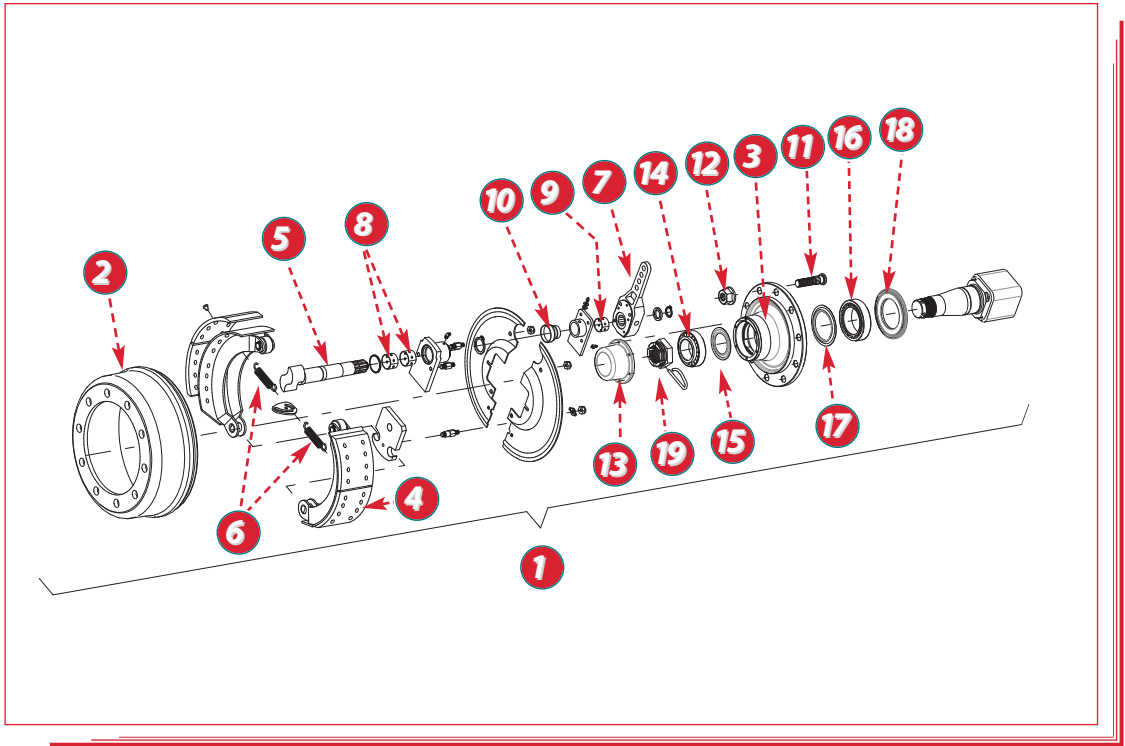


**Rear view and access means**

REP	DESIGNATION	QTY	D 240	D 290
1	LIGHTING RAMP	1	30500091	30500091
2	LADDER PIN	2	30010301	30010301
3	REAR LADDER ELEMENT	1	32020141	32020141
4	STUB	2	52110140	52110140
5	LOCKING HANDLE	1	36560041	36560041
6	DRAW SPRING	2	57270241	57270241
7	HOLDING TUBE	2	48260592	48260592
8	RIGHT GUARD RAIL	1	33050012	33050012
9	LEFT GUARD RAIL	1	33050022	33050022
10	ARTICULATED TUBE	1	48260600	48260600
11	FRONT PLATFORM ELEMENT	1	32020151	32020151
12	REAR PLATFORM ELEMENT	1	32020161	32020161
13	STUB	2	52110010	52110010
14	ROUND STUB	2	52110120	52110120
	BLACK LINK	2	54820010	54820010
15	CABLE PROTECTOR	2	46580101	46580101
16	RIGHT LIGHTING SUPPORT	1	37761341	37761341
17	LEFT LIGHTING SUPPORT	1	37761351	37761351
18	COULTER CLAMP BRACKET	1	32510361	32510361
19	COULTER CLAMP	1	32060011	32060011
20	STRAP (M)	0,8	72030010	72030010
21	FRENCH LIGHTING	1	52000060	52000060
	REAR RIGHT LIGHT	1	52550050	52550050
	REAR LEFT LIGHT	1	52550060	52550060
	RIGHT DIMMER CAP	1	51260040	51260040
	LEFT DIMMER CAP	1	51260050	51260050
22	CABLE BETWEEN LIGHTS	1	51000160	51000160
	CABLE WITH FEMALE PLUG	1	51000170	51000170
	MALE/MALE CONNECTOR	1	51000180	51000180
	ELECTRIC CABLE EXTENSION	1	51000190	51000190
22	LIGHTING FOR FRANCE (INTEGRATED TRIANGLE – DUAL SIDELIGHTS)	1	52000100	52000100
	BELGIAN LIGHTING (INTEGRAL TRIANGLE – DUAL SIDELIGHTS)	1	52000140	52000150
	RIGHT REAR LIGHT	1	52550070	52550070
	LEFT REAR LIGHT	1	52550080	52550080
	SIDELIGHTS	2	51260060	51260060
23	CABLE GUARD	2	46580141	46580141
24	RIGHT LIGHTING SUPPORT	1	47761071	47761041
25	LEFT LIGHTING SUPPORT	1	47761081	47761051
26	RECTANGULAR END CAP	2	52110220	52110220

D240 - EP06 / D290 - EP07

D240 - EP06 / D290 - EP07



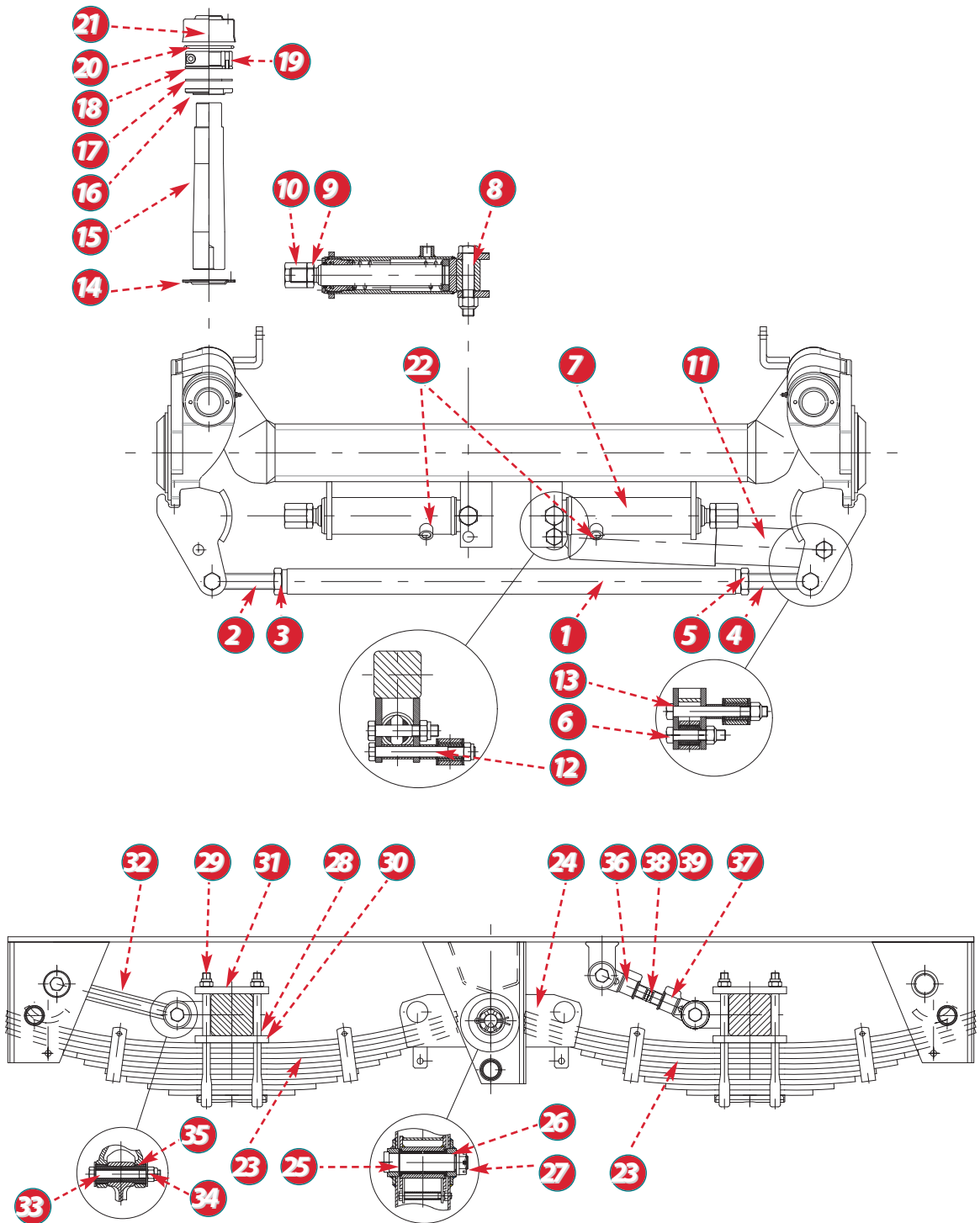
**Rolling unit**

**• Rolling unit for the D240 / D 290**

REP	DESIGNATION	QTY	D 240	D 290
	COMPLETE TANDEM (BRACKET FOR HYDRAULIC BRAKING)		38370020	3837.....0
	COMPLETE TANDEM (BRACKET FOR PNEUMATIC BRAKING)		38370030	3837.....0
1	AXLE WITH BRACKETS	1	32010362	3201.....2
2	CHAMBER	2	51210080	5121.....1
3	HUB	2	55320130	5532.....0
4	LINED BRAKE SHOE	4	55310310	5531.....0
	LINING ONLY	8	53030050	5303.....0
5	LEFT CONTROL PIN	1	50070230	5007.....0
	RIGHT CONTROL PIN	1	50070220	5007.....0
6	RETURN SPRING	4	57270500	5727.....0
7	ADJUSTING HANDLE	2	54760050	5476.....0
8	CONTROL PIN RING	4	50550140	5055.....0
9	BRAKE SUPPORT RING	2	50550150	5055.....0
10	PROTECTION BELLOWS	2	57760060	5776.....0
11	STUD M22, L = 99	20	53010120	5301.....0
12	NUT M22	20	52010290	5201.....0
13	WHEEL COVER	2	51230122	5123.....2
14	FRONT BEARING	2	57310620	5731.....0
15	FRONT BEARING RETAINING SEAL	2	54000800	5400.....0
16	REAR BEARING	2	57310630	5731.....0
17	REAR BEARING RETAINING SEAL	2	54000810	5400.....0
18	DUST COVER	2	51240160	5124.....0
19	HEXAGON SLOTTED NUT	2	52010300	5201.....0
	HYDRAULIC BRAKING CONTROL (SEE P. C12-00)			
	PNEUMATIC BRAKING CONTROL (SEE P. C13-00)			
20	COMPLETE STEERING AXLE (BRACKETS FOR HYDRAULIC BRAKING)	1	32010372	3201.....2
	COMPLETE STEERING AXLE (BRACKETS FOR PNEUMATIC BRAKING)	1	32010392	3201.....2
21	CHAMBER	2	51210080	5121.....0
22	HUB	2	55320130	5532.....0
23	LINED BRAKE SHOE	4	55310310	5531.....0
	LINING ONLY	8	53030050	5303.....0
24	LEFT CONTROL PIN	1	50070250	5007.....0
	RIGHT CONTROL PIN	1	50070240	5007.....0
25	RETURN SPRING	4	57270500	5727.....0
26	ADJUSTING HANDLE (HYDRAULIC BRAKING)	2	54760050	5476.....0
27	LEFT ADJUSTING HANDLE (PNEUMATIC BRAKING)	1	54760070	5476.....0
	RIGHT ADJUSTING HANDLE (PNEUMATIC BRAKING)	1	54760060	5476.....0
28	CONTROL PIN RING	4	50550140	5055.....0
29	BRAKE SUPPORT RING	2	50550150	5055.....0
30	PROTECTION BELLOWS	2	57760060	5776.....0
31	STUD M22, L = 99	20	53010120	5301.....0
32	NUT M22	20	52010290	5201.....0
33	WHEEL COVER	2	51230122	5123.....2
34	FRONT BEARING	2	57310620	5731.....0
35	FRONT BEARING RETAINING SEAL	2	54000800	5400.....0
36	REAR BEARING	2	57310630	5731.....0
37	REAR BEARING RETAINING SEAL	2	54000810	5400.....0
38	DUST COVER	2	51240160	5124.....0
39	HEXAGON SLOTTED NUT	2	52010300	5201.....0

D240 - EP06 / D290 - EP07

D240 - EP06 / D290 - EP07

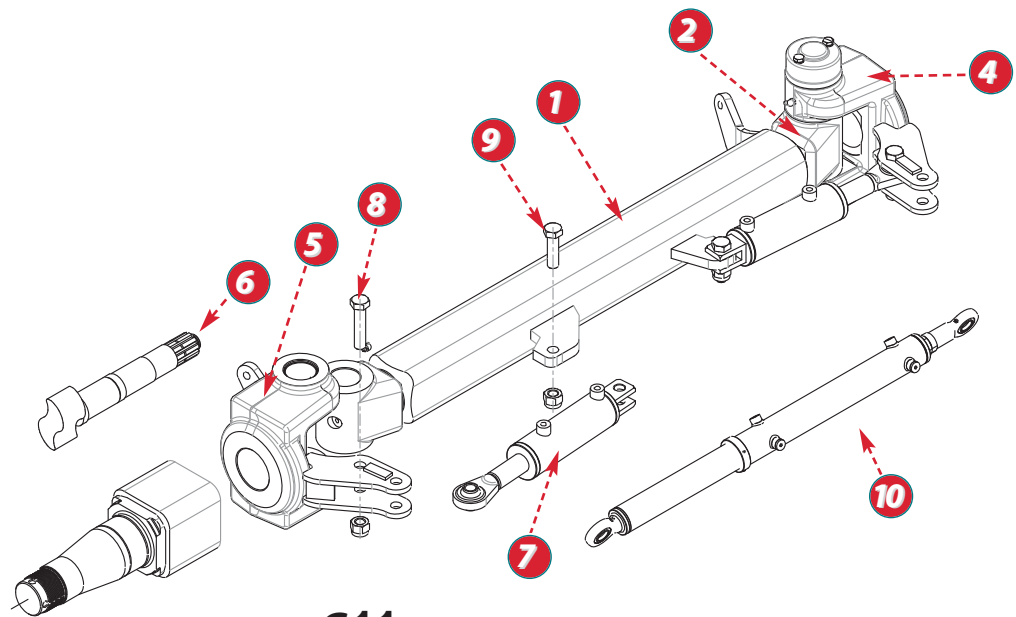
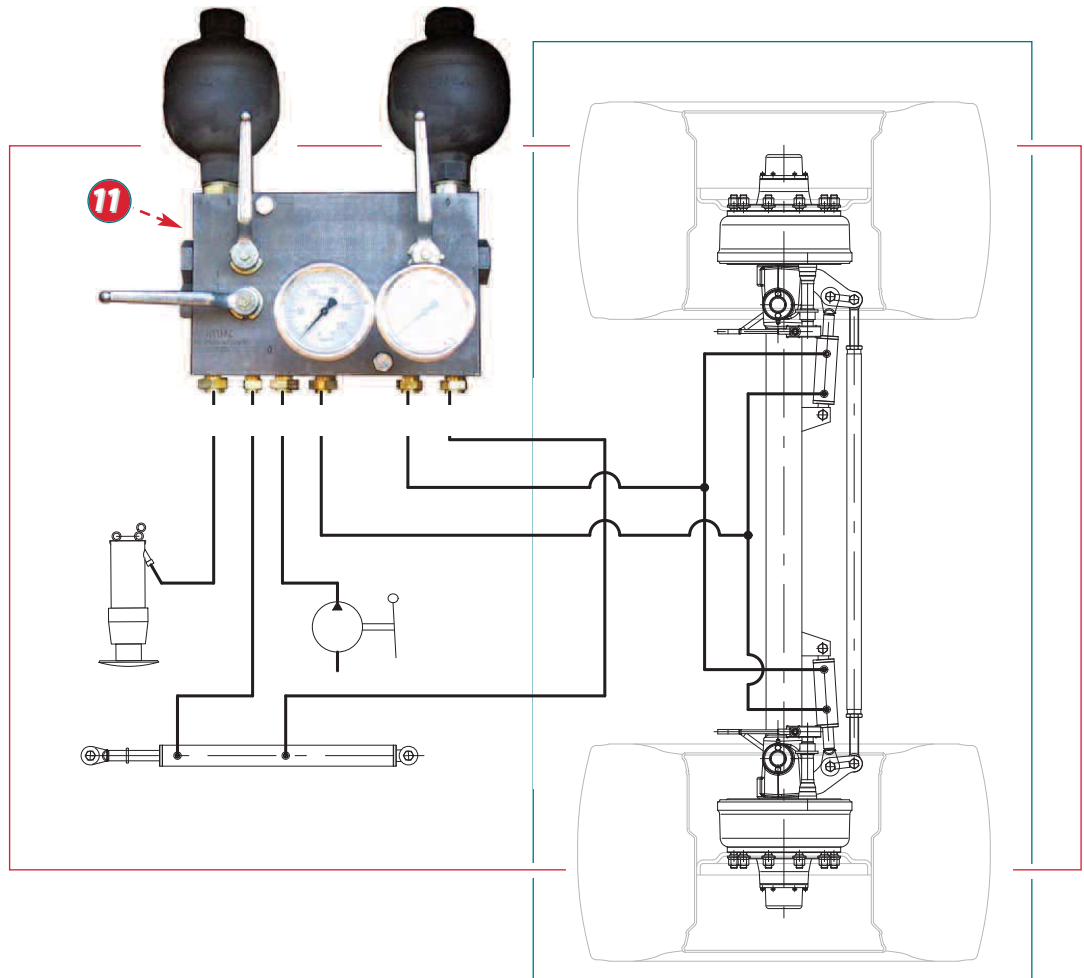


**Rolling unit (next)**

**• Rolling unit for the D 240 - D 290**

REP	DESIGNATION	QTY	D 240	D 290
1	COUPLING BAR	1	50720050	5072.....0
2	LEFT STUB	1	52110210	5211.....0
3	LEFT NUT	1	52010320	5201.....0
4	RIGHT STUB	1	52110200	5211.....0
5	NUT	1	52010310	5201.....0
6	ARTICULATION SCREW	2	60110090	6011.....0
7	LOCKING ACTUATOR	2	59000510	5900.....0
	SEAL (POCKET)	1	54000820	5400.....0
	TAPERED ELBOW	2	57250280	5725.....0
8	ARTICULATION SCREW	2	60120110	6012.....0
9	NUT Hm M27	2	60560140	6056.....0
10	COVER NUT H M27	2	60590140	6059.....0
11	SHOCK ABSORBER	1	50040040	5004.....0
12	ARTICULATION SCREW	1	60110180	6011.....0
13	ARTICULATION SCREW	1	60110170	6011.....0
14	LOWER COVER WITH SEAL	2	51140240	5114.....0
15	ARTICULATION SCREW	2	50070260	5007.....0
16	WEAR WASHER	2	57380080	5738.....0
17	ERTALON WASHER	2	57380100	5738.....0
18	WEAR WASHER	2	57380090	5738.....0
19	ADJUSTING NUT	2	52010230	5201.....0
20	TORIC SEAL	2	54000830	5400.....0
21	UPPER CAP	2	51230130	5123.....0
22	HYDRAULIC CONTROL FOR BLOCKING THE TAG AXLE			
	HYDRAULIC PIPE	1	28260481	2826.....1
	FLEXIBLE HOSE 1100MM	2	52520170	5252.....0
	T-PIECE	1	57250060	5725.....0
	BULKHEAD UNION	1	57250160	57250160
	WITH FLEXIBLE HOSE 2600MM (STANDARD)	1	52520560	52520560
	UNION	1	57250180	57250180
	MALE HALF-VALVE	1	59030040	59030040
	OR WITH FLEXIBLE HOSE 2600MM (OPTION)	1	52520520	52520520
	HALF-VALVE TO SCREW	1	59030010	59030010
23	SUSPENSION SPRING	4	57270510	5727.....0
24	TANDEM SWINGING ARM	2	50730040	5073.....0
25	SWINGING ARM PIN	2	50070270	5007.....0
26	RING	2	50550160	5055.....0
27	HEXAGON SLOTTED NUT	2	52010340	5201.....0
28	SPRING FLANGE	8	50590380	5059.....0
29	LOCK NUT	16	52010350	5201.....0
30	INTERMEDIATE PLATE	4	56570830	5657.....0
31	UPPER PLATE	4	56570820	5657.....0
32	TRACTION ROD	1	50610060	5061.....0
33	CONROD SCREW	8	60540550	6054.....0
34	LOCK NUT	8	60900030	6090.....0
35	RING	16	50550170	5055.....0
36	RIGHT CONNECTING ROD SHANK	3	51310090	5131.....0
37	LEFT CONNECTING ROD SHANK	3	51310100	5131.....0
38	CONROD SCREW	1	59010080	5901.....0
39	CONROD SCREW	2	59010090	5901.....0

D240 - EP06 / D290 - EP07



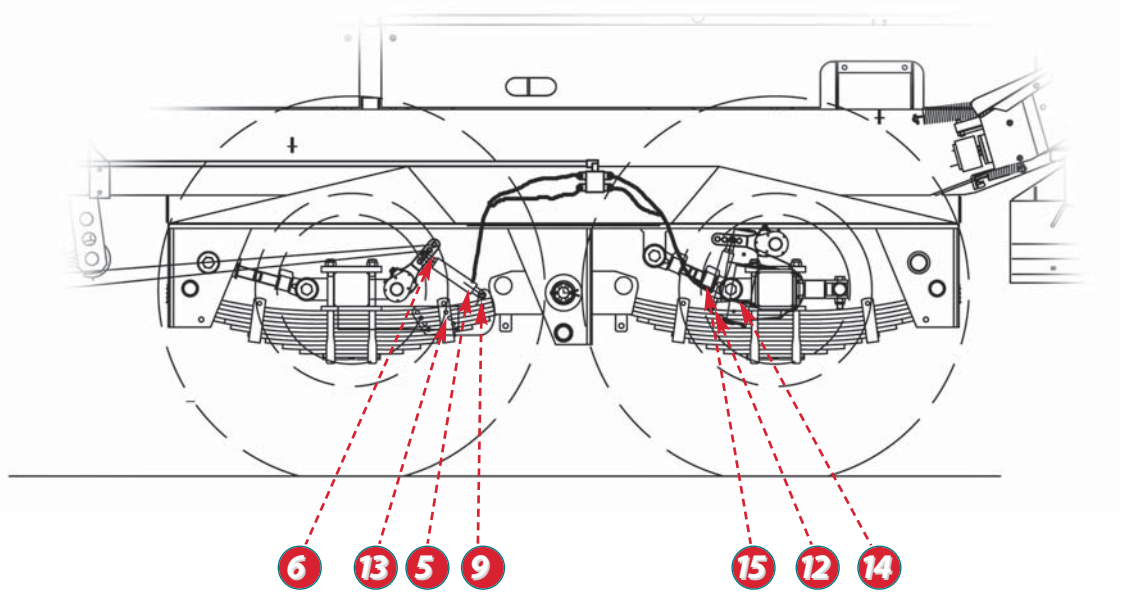
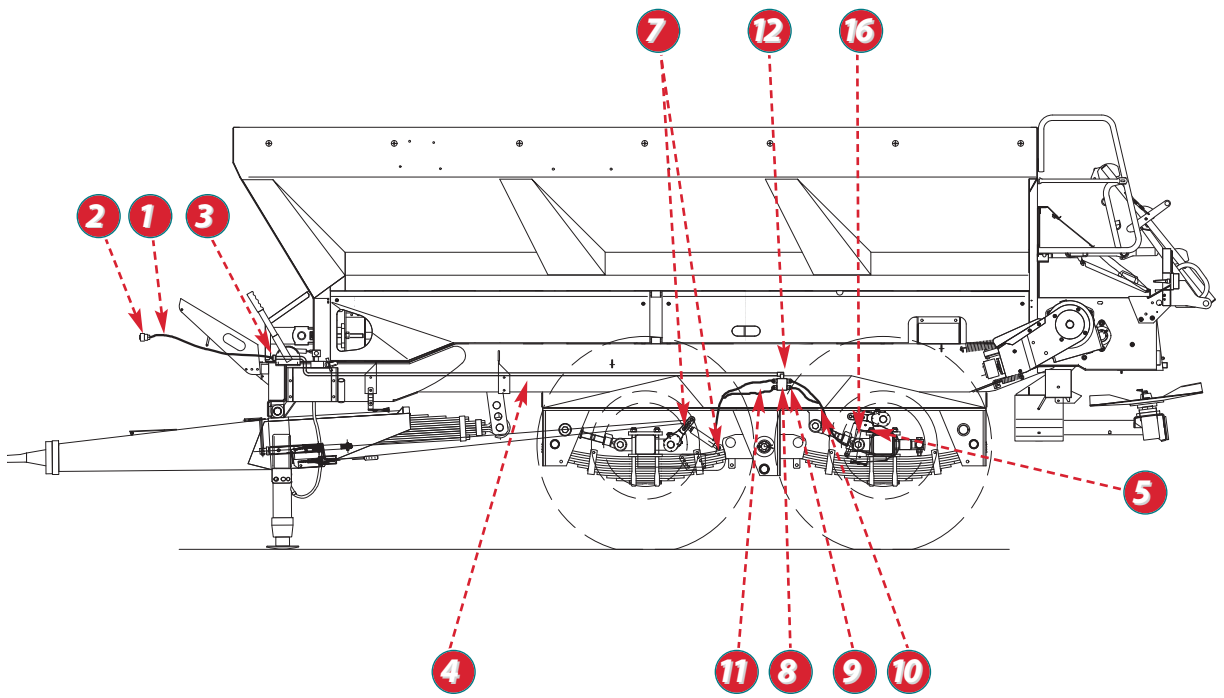
D240 - EP06 / D290 - EP07



**Forced tag axle option**

REP	DESIGNATION	QTY	D 240	D 290
	COMPLETE FORCED TAG AXLE (BRACKETS FOR HYDRAULIC BRAKINGS)		32010382	3201.....2
1	CROSSHEAD	1	58390010	5839.....0
2	RIGHT PIVOT	1	56760010	5676.....0
3	LEFT PIVOT	1	56760020	5676.....0
4	RIGHT RINGED ARM	1	50660020	5066.....0
5	LEFT RINGED ARM	1	50660030	5066.....0
6	LEFT CONTROL PIN	1	50070320	5007.....0
	RIGHT CONTROL PIN	1	50070310	5007.....0
7	ACTUATOR RECEIVER ON THE AXLE	2	59000520	5900.....0
8	ARTICULATION SCREW	2	60110040	6011.....0
9	ARTICULATION SCREW	2	60110080	6011.....0
10	ACTUATOR TRANSMITTER ON THE LINKAGE	1	59000530	5900.....0
11	HYDRAULIC BLOCK	1	50640150	5064.....0
	BOX SUPPORT AND BLOCK	1	37761652	37761652
	Box	1	51480012	5148.....2
P1	HYDRAULIC LINE "HAND PUMP INLET" R1 + J1 + T1 + R2 + F1	1	2.....0	
P2	HYDRAULIC LINE "FEED STAND" R1 + J1 +R3 + (REP. 15 PAGE 52)	1	2.....0	
A	HYDRAULIC LINE "FEED ACTUATOR ROD TRANSMITTER" R1 + J1 + R3 + F2 +C1 +R4	1	2.....0	
B	HYDRAULIC LINE "FEED ACTUATOR CYLINDER TRANSMITTER" R1 + J1 +R3 + F3 + C1 + R4	1	2.....0	
A1	HYDRAULIC LINE "FEED CYLINDER R/ROD L ACTUATOR RECEIVER" R1 + J1 + T1 + R2 + F2 + R5 + F4 + F5 + R4 + R4	1	2.....0	
B1	HYDRAULIC LINE "FEED CYLINDER L/ROD R ACTUATOR RECEIVER" R1 + J1 + T1 + R2 + F2 + R5 + F5 +F5 + R4 + R4	1	2.....0	
J1	COPPER SEAL JC17		54000360	
R1	UNION UMAG 13x12.17		57250190	
R2	ELBOW CAG 13		57250040	
R3	SWIVELLING ELBOW CAEG 13V		57250640	
R4	TAPERED MALE ELBOW CMACAG 13x12.7		57250280	
R5	T-PIECE 13N		57250060	
C1	COLLAR		51070080	
T1	HYDRAULIC PIPE Ø 8/13 LG40		2826.....1	
F1	FLEXIBLE HOSE 1000MM - 100R2 - S8 ETG 13/S8 ETG 13		52520680	
F2	FLEXIBLE HOSE 2750MM - 100R2 - S8 ETG 13/S8 ETG 13		52520720	
F3	FLEXIBLE HOSE 2500MM - 100R2 - S8 ETG 13/S8 ETG 13		52520710	
F4	FLEXIBLE HOSE 1300MM - 100R2 - S8 ETG 13/S8 ETG 13		52520700	
F5	FLEXIBLE HOSE 1100MM - 100R2 - S8 ETG 13/S8 ETG 13		52520690	

D240 - EP06 / D290 - EP07



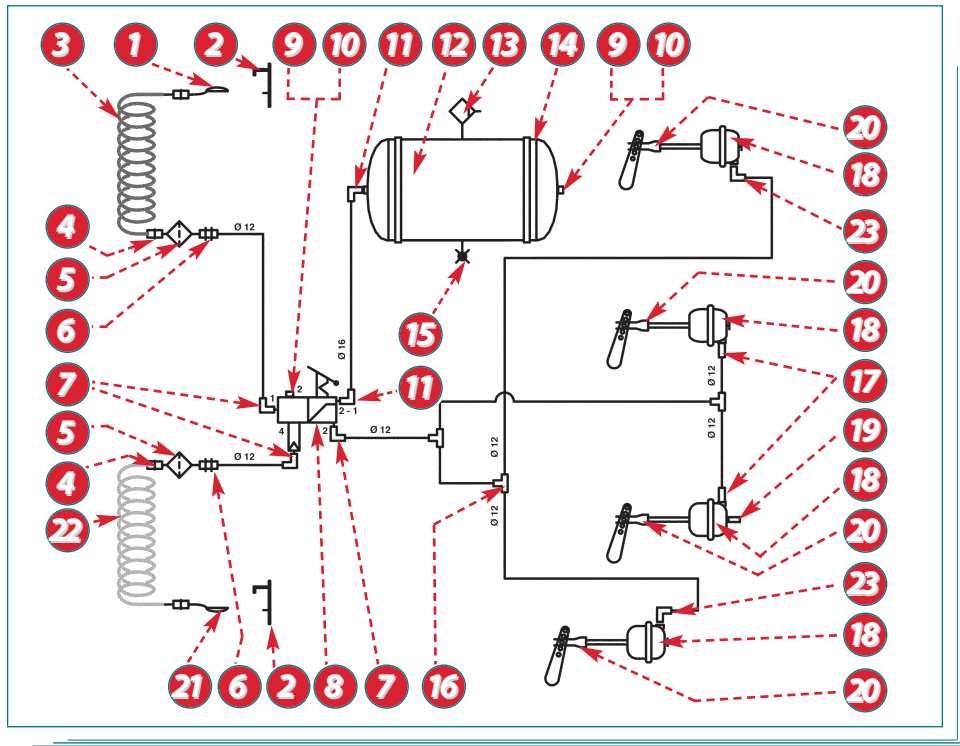
D240 - EP06 / D290 - EP07

**Hydraulic braking control**

REP	DESIGNATION	QTY	D 240	D 290
	HYDRAULIC BRAKING CONTROL	1	21020621	2102.....1
1	FLEXIBLE HOSE 2600MM	1	52520520	52520520
2	BALL COUPLER	1	51150010	51150010
3	BULKHEAD UNION	1	57250160	57250160
4	HYDRAULIC PIPE	1	28260471	2826.....1
5	ACTUATOR Ø 30	4	59000541	
6	DRAW SPRING	4	57270521	
7	ACTUATOR PIN	4	50070280	
8	DRILLED BLOCK	1	40580011	40580011
9	UNION	6	57250190	
10	FLEXIBLE HOSE 1650 MM	1	52520250	
11	FLEXIBLE HOSE 1100 MM	3	52520170	
12	ELBOW	3	57250280	
13	ACTUATOR FLANGE ELEMENT	4	42020371	
14	DRAW SPRING	2	57270531	
15	ACTUATOR CASING PIN	2	50070290	
16	ACTUATOR PIN	2	50070300	

D240 - EP06 / D290 - EP07

D240 - EP06 / D290 - EP07




**Pneumatic braking control**

REP	DESIGNATION	QTY	D 240	D 290
	PNEUMATIC BRAKING CONTROL		21020631	2102...1
1	RED HEAD	1	58340100	58340100
2	HEAD SUPPORT	2	57780050	57780050
3	RED SPIRAL TUBE	1	58320060	58320060
4	RIGHT UNION M22 x 1,5/ø12	2	57250830	57250830
5	IN-LINE FILTER	2	52540070	52540070
6	CHASSIS UNION M22 x 1,5/ø12	2	57250850	57250850
7	ELBOW M22 x 1,5/ø12	3	57250800	57250800
8	EMERGENCY RELAY VALVE	1	59030141	59030141
9	RETAINER + SEAL	2	54000540	54000540
10	CAP M22 x 1,5	2	50530130	50530130
11	ELBOW M22 x 1,5/ø16	2	57250810	57250810
12	45 L TANK	1	57400041	57400041
13	PURGE VALVE	1	59030150	59030150
14	COLLAR + SUPPORT	2	51070231	51070231
15	PRESSURE TAP M22 x 1,5	1	56690030	56690030
16	T-PIECE	3	57250050	57250050
17	RIGHT UNION M16 x 1,5/ø12	2	57250840	57250840
18	BRAKE CYLINDER TYPE 20	4	59120061	
	BRAKE CYLINDER TYPE 24	4		59120011
19	PRESSURE TAP M16 x 1,5	1	56690040	56690040
20	CYLINDER CASE	4	51040050	51040050
21	YELLOW HEAD	1	58340110	58340110
22	YELLOW SPIRAL TUBE	1	58320070	58320070
23	ELBOW M16 x 1,5/ø12	2	57250820	57250820
	POLYAMIDE TUBE ø9/12 (M)		70950090	70950090
	POLYAMIDE TUBE ø12/16 (M)		70950080	70950080
	CYLINDER SUPPORT	2	37761501	37761501
	TANK FASTENER	2	42500491	42500491
	EMERGENCY RELAY VALVE FASTENER	1	42500501	42500501

D240 - EP06 / D290 - EP07

D240 - EP06 / D290 - EP07



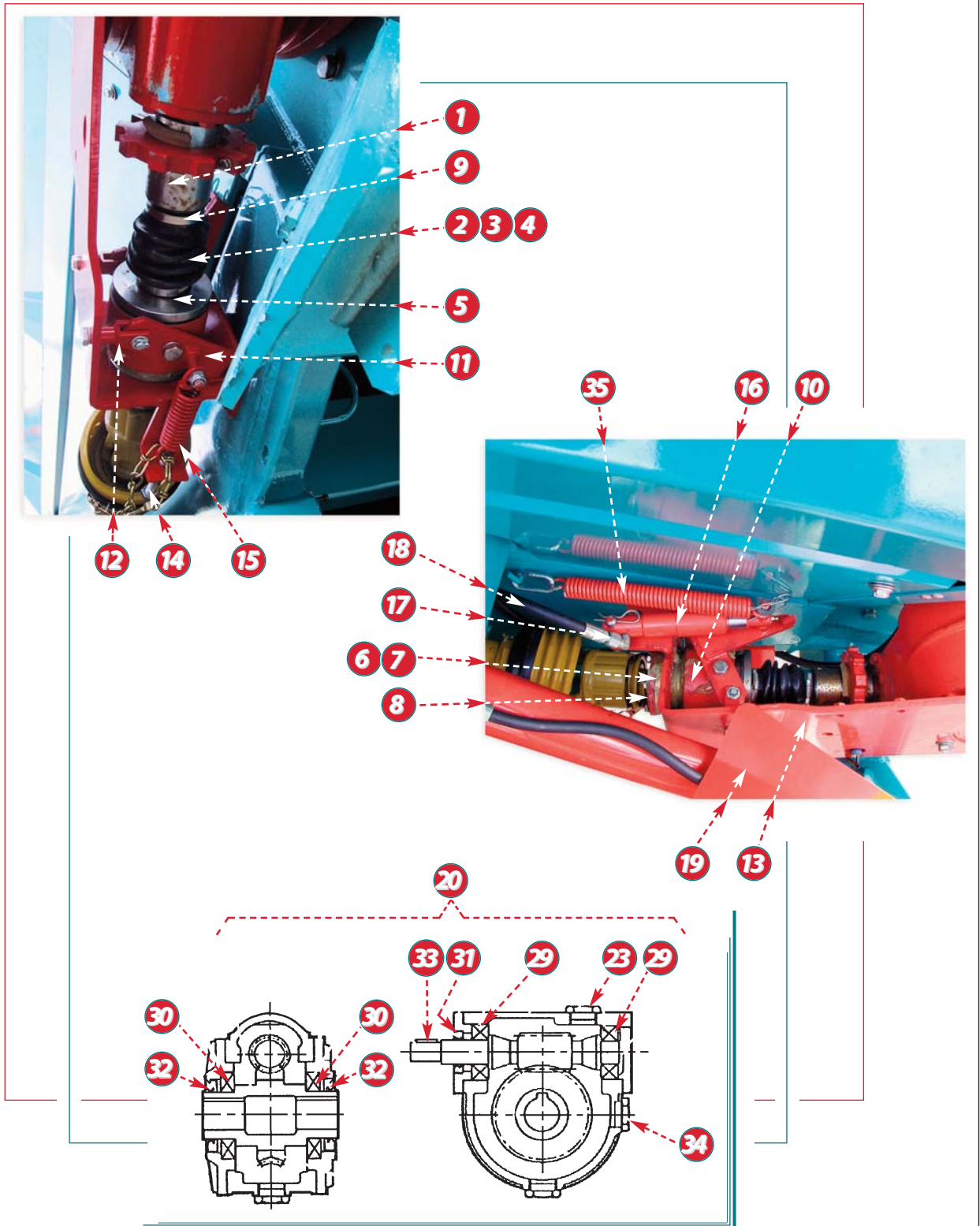


**DPA**

REP	DESIGNATION	QTY	D 240	D 290
1	CHAMBER WITH CHAIN	1	21000031	21000031
	CHAMBER 32 HOLES	1	41010021	41010021
	STUD CHAIN 64 LINKS	1	21010020	21010020
2	LEFT WHEEL (NB : STANDARD MOUNT)	2	57291120	57290970
	RIGHT WHEEL (NB : STANDARD MOUNT)	2	57291120	57290970
	TYRE	4	5655.....0	5655.....0
	RIM	4	5401.....0	5401.....0
	VALVE	4	5903.....0	5903.....0
3	PINION	1	56510231	56510231
4	REVERSER REDUCER RA 150	1	57260311	57260311
9	CIRCLIPS	1	51060060	51060060
10	BEARING COVER SHAFT SEAL	1	54000330	54000330
11	BALL BEARING	2	57310140	57310140
12	THROUGH SHAFT SEAL	1	54000840	54000840
13	CAP	1	50530200	50530200
14	KEY	2	60840060	60840060
15	TAPERED BEARING	2	57310550	57310550
18	DPA TRANSMISSION (CHAMBER SIDE)	1	58260360	58260360
19	DPA TRANSMISSION (CLUTCH SIDE)	1	58260370	58260370
20	DPA LINK SHAFT	1	40020340	40020340
21	BEARING	2	56500021	56500021
22	DPA GUARD	1	46580122	46580122
23	ARTICULATED SUPPORT	1	37761201	37761201
24	PARTIALLY THREADED SCREW	1	61110240	61110240
25	RETURN SPRING	3	57270461	57270461
26	ACTUATOR PIN	2	40040710	40040710

D240 - EP06 / D290 - EP07

D240 - EP06 / D290 - EP07




**Clutch**

REP	DESIGNATION	QTY	D 240	D 290
1	DOG CLUTCH SHAFT	1	40020460	40020460
2	COMPRESSION SPRING	1	57270010	57270010
3	BELLOWS	1	57760010	57760010
4	CENTRING RING	1	40500090	40500090
5	MOVING DOG CLUTCH	1	41060020	41060020
6	BEARING	2	57310020	57310020
7	FIXED DOG CLUTCH	1	41060010	41060010
	RETAINING RING	1	40500350	40500350
8	SPLINED SHAFT	1	45250050	45250050
9	COLLAR	2	51070100	51070100
10	SLIDER	1	41040011	41040011
11	FORK	1	32530061	32530061
12	CLEVIS	2	51040011	51040011
13	CLUTCH SUPPORT	1	37761191	37761191
14	TENSION BOLT	1	49030010	49030010
15	DRAW SPRING	1	57270341	57270341
16	HYDRAULIC ACTUATOR	1	59000021	59000021
17	TAPERED ELBOW	1	57250090	57250090
18	FLEXIBLE HOSE 1000 MM	1	52520200	52520200
19	GUARD	1	46580081	46580081
20	REDUCER 1/10	1	57260321	57260321
23	FILLER CAP *	1	50530060	50530060
29	ENDLESS SCREW BEARING	2	57310600	57310600
30	HOLLOW SHAFT BEARING	2	57310590	57310590
31	ENDLESS SCREW SEAL	1	54000760	54000760
32	HOLLOW SHAFT SEAL	2	54000750	54000750
33	KEY	1	60840120	60840120
34	OIL LEVEL LIGHT	1	59050010	59050010
	BATTERY EVENT PLUG	1	50530070	50530070
35	DRAW SPRING	1	57270211	57270211

\* Recommended oil: TOTAL CARTER EP220 (2,5 litres)

D240 - EP06 / D290 - EP07




D240 - EP06 / D290 - EP07

**Front suspension**

REP	DESIGNATION	QTY	D 240	D 290
1	ADJUSTING FLANGE	2	41070382	41070382
2	GUIDE PIN	2	40040460	40040460
3	LARGE COULTER CLAMP	1	52060080	52060080
	SPRING BOLT	1	52070070	52070070
4	DRAWBAR PIN	1	30010072	30010072
	WASHER Ø 45	5	60640040	60640040
5	FLAGE SPRING	3	50590262	50590262
6	DRAWBAR SPRING	1	57270382	57270382
	RING	1	50550020	50550020
	BLADE M	1	54780010	54780010
	BLADE C/L1	1	54780020	54780020
	BLADE C/L2	1	54780030	54780030
	2ND BLADE	1	54780040	54780040
	3RD BLADE	2	54780050	54780050
	4TH BLADE	4	54780060	54780060
	5TH BLADE	1	54780070	54780070
	6TH BLADE	1	54780080	54780080
	7TH BLADE	1	54780090	54780090
7	SMALL COULTER CLAMP	1	52060020	52060020

D240 - EP06 / D290 - EP07




D240 - EP06 / D290 - EP07



**Manual parking brake control**

REP	DESIGNATION	QTY	D 240	D 290
1	LINCHPIN Ø 6 FOR PARKING BRAKE CABLE	1	52120020	52120020
2	EMERGENCY BRAKE CABLE PULLEY	1	36590011	36590011
3	FLEXIBLE CABLE Ø 8	1	51000200	51000200
4	SECURITY CABLE Ø 3,2	1	51000020	51000020
5	FLEXIBLE CABLE Ø 8 WITH CRIMP STOP	1	51000210	51000210
	HEART SHAPED THIMBLE Ø 5	1	51090010	51090010
	HEART SHAPED THIMBLE Ø 8	5	51090030	51090030
	CABLE TIGHTENER Ø 8	10	57750030	57750030
	CABLE TIGHTENER Ø 3	2	57750050	57750050
6	DOUBLE FLANGE FOR PARKING SCREW BRAKE	1	31030291	31030291
7	EMERGENCY BRAKE HANDLE	1	34750011	34750011

D240 - EP06 / D290 - EP07




D240 - EP06 / D290 - EP07

**Miscellaneous accessories**

REP	DESIGNATION	QTY	D 240	D 290
	HOPPER EXTENSIONS (SET) (MODEL 03)	1	27250262	27250292
1	SIDE HOPPER EXTENSION	2	37250332	37250362
2	TRANSVERSAL HOPPER EXTENSION	2	37250342	37250342
3	ANTI-CLOD MESH (SET) (MODEL 03)	1	23000240	23000260
	MESH 2000 x 980	5 - 6	33010280	33010280
	MESH 2000 x 500	1		33010290
4	KEY	8 - 12	41160010	41160010
5	ANTI-LIFTING SUPPORT	4	46550620	46550620
	UNWINDING COVER (MODEL 03)	1	20520282	20520302
6	UNWINDING TUBE	1	48260671	4826.....1
7	MANŒUVRING HANDLE	1	36560051	36560051
8	STUB	1	52110030	52110030
9	TAIL WASHER	1	37300021	37300021
10	STOP	2	40540181	40540181
11	FLAT SPACER	2	46540571	46540571
12	TUBE	1	.03 0272	.03 0492
13	FRONT PANEL	1	36580492	36580492
14	REAR PANEL	1	36580482	36580482
15	OBTURATOR PLATE (IF THERE IS NO PNEUMATIC FILLING)	1	38270462	38270462
16	RIGHT SIDE PANEL	1	36580502	36580542
17	LEFT SIDE PANEL	1	36580512	36580552
18	COVER WITH SANDOW (RED)	1	50580450	50580460
19	TARPAULIN BOW	2 - 3	30050012	30050012
	STRAP SUPPORT	1	37761432	37761432
	STRAP (M)	5,3	72030010	72030010
	TYRE INNER TUBE FOR ROLLING HOPPER COVER (MODEL 03)	1	28260452	28260502
20	DOUBLE LONGITUDINAL TUBE	1	38300512	38300542
21	REAR DOUBLE TUBE	1	38300522	38300522
22	FLANGE ELEMENT	1	32020122	32020122
23	FLANGE ELEMENT WITH BRACKETS	1	32020132	32020132
24	FLANGE BRACKET	1	32510351	32510351
	BACKPLATE	1	41030111	41030111
25	FLANGE	4 - 6	50590312	50590312
26	TIGHTENING PLATE	2 - 3	46540892	46540892
27	SPACER	2 - 3	32030092	32030092
28	1/2 FIRE CONNECTION Ø 100/110	1	57251320	57251320
29	"FRONT FILLING" STICKER	1	50061280	50061280
30	"REAR FILLING" STICKER	1	50061270	50061270

D240 - EP06 / D290 - EP07

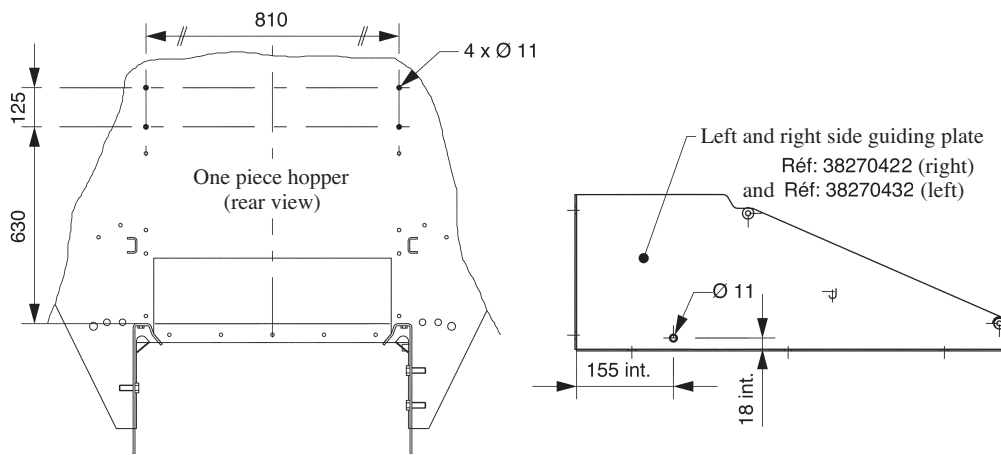
S160 H - EP04 / D190 H - EP05 / D240 - EP06 / D290 - EP07



**NOTE:**

THE PHOTO REPRESENTS THE LIFTED TOWARDS THE REAR POSITION OF THE DOUBLE SHUTTER WHICH IS USED WHEN SPREADING DAMP BULK

**DRILLING PLAN FOR THE HYDRAULIC CONTROLLED DOUBLE SHUTTER**

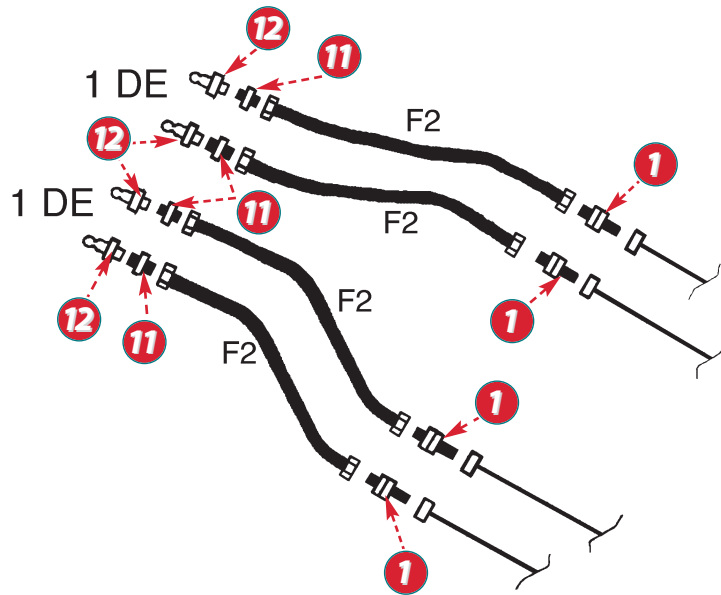


**Hydraulic controlled double shutter**

REP	DESIGNATION	QTY	REFERENCE	OBSERVATION
	HYDRAULIC CONTROLLED DOUBLE SHUTTER	1	28310121	
1	LEFT ACTUATOR SUPPORT	1	37760651	
	RIGHT ACTUATOR SUPPORT	1	37760821	
2	SHUTTER SLIDE RAIL	1	33030031	
	FLAP	1	40530480	
3	LEFT SHUTTER	1	38290151	
4	RIGHT SHUTTER	1	38290141	
5	ACTUATOR PIN	2	40050591	
	BETA PIN 3 STAINLESS STEEL	2	61770010	
6	ACTUATOR D.E.	2	59000191	
	SCREW TH M10 X 50 STAINLESS STEEL	2	61060070	
	LOCK NUT H M10 STAINLESS STEEL	2	61580060	
	FLAT WASHER Ø 10 STAINLESS STEEL	4	61610060	
	FLAT WASHER Ø 16 STAINLESS STEEL	4	61610090	
	UNION 13 x 8 . 13N	2	57250300	
	ELBOW 13 x 8 . 13N	2	57250200	
	FLEXIBLE HOSE 1100 MM - S8 ETG13 / S8 ETG 13	2	52520170	
	FLEXIBLE HOSE 850 MM - S8 ETG13 / S8 ETG 13	2	52520260	
7	ADJUSTABLE ELBOW 13V	4	57250640	
8	DOUBLE BULKHEAD UNION 13 CL 20N	4	57250160	
	FRONT OF THE MACHINE COMPONENTS :			
	FLEXIBLE HOSE 2200 MM - S8 ETG13 / S8 ETG 13	4	52520110	
	MALE HALF-VALVE CMB 1/2 G	4	59030040	
	UNION 13 x 15 . 21N	4	57250180	
	COPPER SEAL JC21	4	54000370	
	UNION 13N	4	57250390	
	HYDRAULIC PIPE 8/13 (M)	4	70930250	} CUT, BENDING
	OLIVE END FOR CONNECTION	12	56250010	} AND CRIMPING
	CONNECTION NUT	12	52010090	} (TO BE DEFINED WHEN
	COLLAR BASE	8	52050030	MOUNTING FOLLOWING
	COLLAR	8	51070040	OPTIONS)
	HYDRAULIC CONTROLLED DOUBLE SHUTTER, WITH SENSORS (COMPONENTS IDENTICAL TO THE ABOVE EXCEPT FOR ACTUATOR D.E. REP 6)	1	28310141	
	ACTUATOR D.E. WITH SENSOR	2	59000271	

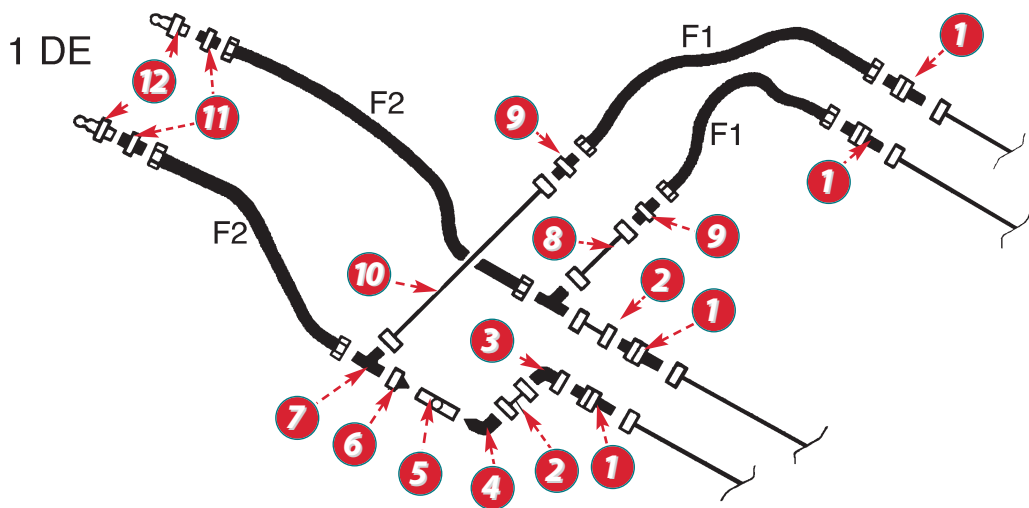
S160 H - EP04 / D190 H - EP05 / D240 - EP06 / D290 - EP07

S160 H - EP04 / D190 H - EP05 / D240 - EP06 / D290 - EP07



**A**

**NB:** HYDRAULIC CIRCUIT A:  
IF THE TRACTOR HAS TWO DOUBLE ACTION SPOOL VALVES (STANDARD)



**B**

**NB:** HYDRAULIC CIRCUIT B:  
IF THE TRACTOR HAS ONLY ONE DOUBLE ACTION SPOOL VALVES (OPTION)




**Hydraulic controlled double shutter (next)**

REP	DESIGNATION	QTY	REFERENCE	OBSERVATION
	<b>HYDRAULIC CIRCUIT A</b>			
1	DOUBLE BULKHEAD UNION 13 CL 20N	4	57250160	
11	MALE UNION 13 x 15 . 21N	4	57250180	
12	MALE HALF-VALVE CMB 1/2G	4	59030040	
F2	FLEXIBLE HOSE 2200 MM - S8 ETG13 / S8 ETG13	4	52520110	
	<b>HYDRAULIC CIRCUIT B</b>			
1	DOUBLE BULKHEAD UNION 13 CL 20N	4	57250160	
2	HYDRAULIC PIPE 8/13	2		(TO BE DEFINED WHEN MOUNTING)
3	ADJUSTABLE ELBOW 13V	1	57250640	
4	TAPERED MALE ELBOW 13 x 12 . 17N	1	57250280	
5	VALVE BKH - R3/8	1	59060040	
6	TAPERED ADAPTOR 13 x 12 . 17	1	57250070	
7	T-PIECE 13N	2	57250060	
8	HYDRAULIC PIPE 8/13	1		(TO BE DEFINED WHEN MOUNTING)
9	UNION 13N	2	57250390	
10	HYDRAULIC PIPE 8/13	1		(TO BE DEFINED WHEN MOUNTING)
11	MALE UNION 13 x 15 . 21N	2	57250180	
12	MALE HALF-VALVE CMB 1/2G	2	59030040	
F1	FLEXIBLE HOSE 1100 MM - S8 ETG13 / S8 ETG13	2	52520170	
F2	FLEXIBLE HOSE 2200 MM - S8 ETG13 / S8 ETG13	2	52520110	

S160 H - EP04 / D190 H - EP05 / D240 - EP06 / D290 - EP07

**S160 H - EP04 / D190 H - EP05 / D240 - EP06 / D290 - EP07**

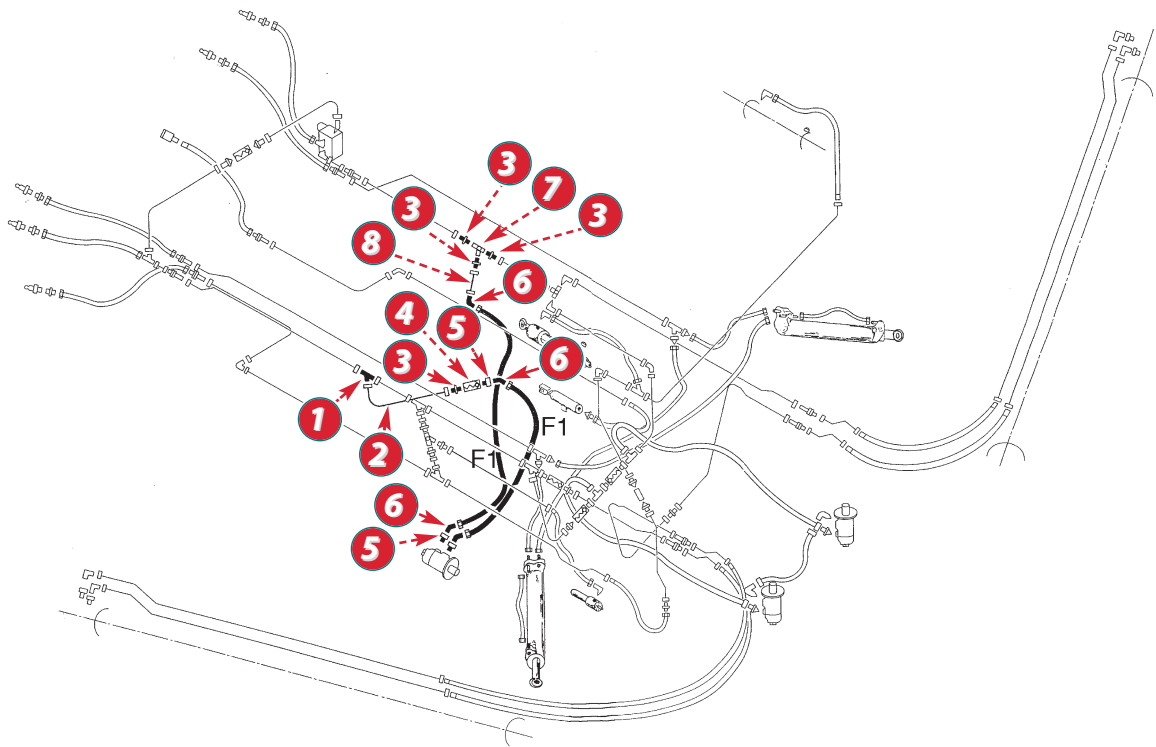


S160 H - EP04 / D190 H - EP05 / D240 - EP06 / D290 - EP07

**Hydraulic command for emptying when stopped**

REP	DESIGNATION	QTY	REFERENCE	OBSERVATION
	HYDR.COMMAND FOR EMPTYING WHEN STOPPED: HYD.SPREADING SYSTEM	1	21020241	
	MOUNTED DRIVE SLEEVE	1	25250021	
1	FLANGE COUPLING	1	45250021	
2	QUICK LOCKING COUPLING	1	55260041	
	SCREW TH M8 x 30 STAINLESS STEEL	6	61050040	
	LOCK NUT H M8 STAINLESS STEEL	6	61580050	
3	SUPPORT	1	37760941	
4	SHAFT SUPPORT	1	40020370	
5	BEARING	2	56500171	
	SCREW TH M8 x 55 STAINLESS STEEL	2	61050090	
	NUT H M8 STAINLESS STEEL	2	61550050	
	FLAT WASHER Ø 8 STAINLESS STEEL	4	61610050	
	GROWER WASHER Ø 8 STAINLESS STEEL	2	61620050	
6	FASTENER	1	32510221	
7	MOTOR 200cm <sup>3</sup>	1	55280081	

S160 H - EP04 / D190 H - EP05 / D240 - EP06 / D290 - EP07



**NB:** THE FINE LINE CIRCUIT BELONGS TO THE BOOM AND TO THE DPH1 AND IS REUSED. CERTAIN TUBES ARE CUT IN ORDER TO INSERT DIFFERENT COMPLEMENTARY PARTS FOR THE EMPTYING WHEN STOPPED COMMANDS.

**Hydraulic command for emptying when stopped (next)**

**• Hydraulic circuit**

REP	DESIGNATION	QTY	REFERENCE	OBSERVATION
1	T-PIECE 17N	1	57250140	
2	HYDRAULIC PIPE 12/17	1		(TO BE DEFINED WHEN MOUNTING)
3	MALE UNION 17 x 15 . 21N	4	57250170	
4	SIMPLE CHECK VALVE 1B NV10	1	51270010	
5	UNION ADAPTOR 17 x 15.21	3	57250110	
6	ELBOW 17N	4	57250130	
7	VALVE BK 3 - R1/2	1	59060030	
8	HYDRAULIC PIPE 12/17	1		(TO BE DEFINED WHEN MOUNTING)
F1	FLEXIBLE HOSE 2200 MM - S13 ETG17 / S13 ETG17	2	52520090	

S160 H - EP04 / D190 H - EP05 / D240 - EP06 / D290 - EP07

**S160 H - EP04 / D190 H - EP05 / D240 - EP06 / D290 - EP07**

**GUILLOTINE SHUTTER IN WORKING POSITION**




**1**

**2**

**GUILLOTINE SHUTTER IN REST POSITION**



**PLATE SHUTTER PLACED TO THE LEFT**



**4**

**9**

**10**

**2**

**6**

**1**

**3**

**7**

**PLATE SHUTTER (LIFTED POSITION)**



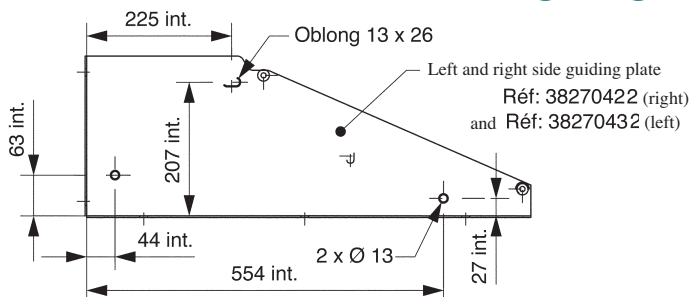
**12**

**8**

**5**

**11**

**DRILLING PLAN FOR THE PLATE SHUTTER**





**Guillotine shutter 33% reduction**

REP	DESIGNATION	QTY	REFERENCE	OBSERVATION
1	GUILLOTINE SHUTTER	1	38290230	
2	PIN BETA 3 STAINLESS STEEL	2	61770010	

**• Plate shutter for unilateral spreading**

REP	DESIGNATION	QTY	REFERENCE	OBSERVATION
	PLATE SHUTTER FOR UNILATERAL SPREADING		28310151	
1	SHUTTER	1	38290181	
2	CROSSHEAD	1	38360021	
3	LOCKING PIN	2	30010190	
4	CROSSHEAD BRACKET	2	42500371	
5	GUIDE PLATE	1	46540721	
6	SPRING	2	57270270	
7	SCREW CHC M6 x 60 STAINLESS STEEL	2	61210110	
8	PIN BETA Ø 4 STAINLESS STEEL	2	61770020	
9	SCREW TH M12 x 25 STAINLESS STEEL	2	61070010	
10	NUT HM12 STAINLESS STEEL	2	61550070	
	GROWER WASHER Ø 12 STAINLESS STEEL	2	61620070	
11	PIN BETA Ø 3 STAINLESS STEEL	1	61770010	
12	BLACK LINK	1	54820010	

S160 H - EP04 / D190 H - EP05 / D240 - EP06 / D290 - EP07

S160 H - EP04 / D190 H - EP05 / D240 - EP06 / D290 - EP07

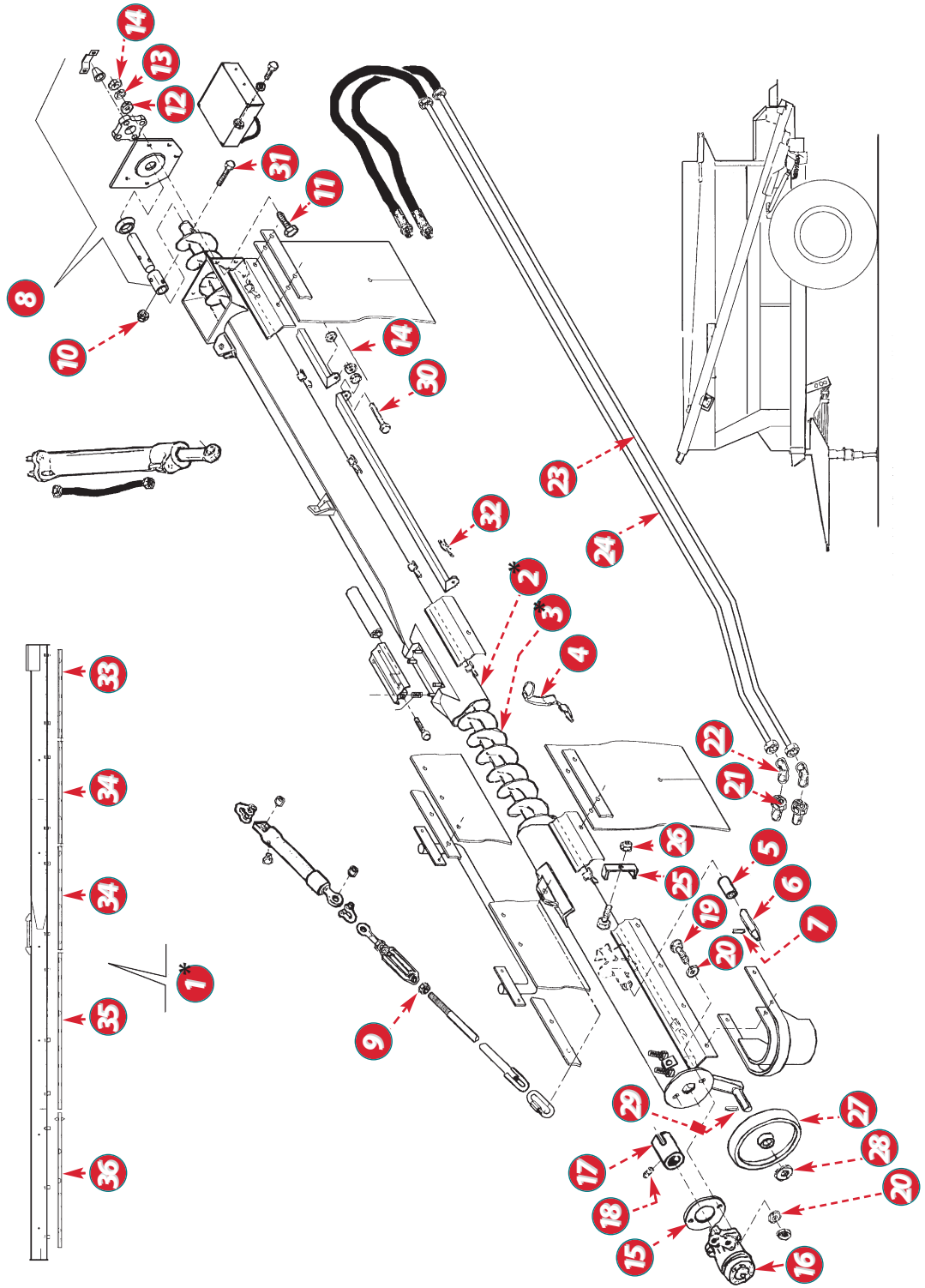


**Dose calibration kit**

REP	DESIGNATION	QTY	REFERENCE	OBSERVATION
	DOSE CALIBRATION KIT		24500691	
1	BUCKET SUPPORT	1	37761441	
2	FASTENER	2	32510371	
3	TIGHTENING PLATE	2	36570041	
4	ROUND STUB	2	52110100	
5	STAR BUTTON	2	50520050	
6	RECOVERY BASKET	2	56730010	
7	SUSPENDED SCALE	1	56620230	(OPTION)
	SCREW CHC M8 x 50 STAINLESS STEEL	2	61220070	
	LOCK NUT H M8 STAINLESS STEEL	2	61580050	
	SCREW TH M6 x 15 STAINLESS STEEL	4	61040120	
	GROWER WASHER Ø6 STAINLESS STEEL	4	61620040	
	NUT H M6 STAINLESS STEEL	4	61550040	

S160 H - EP04 / D190 H - EP05 / D240 - EP06 / D290 - EP07

S160 H - EP04 / D190 H - EP05 / D240 - EP06 / D290 - EP07

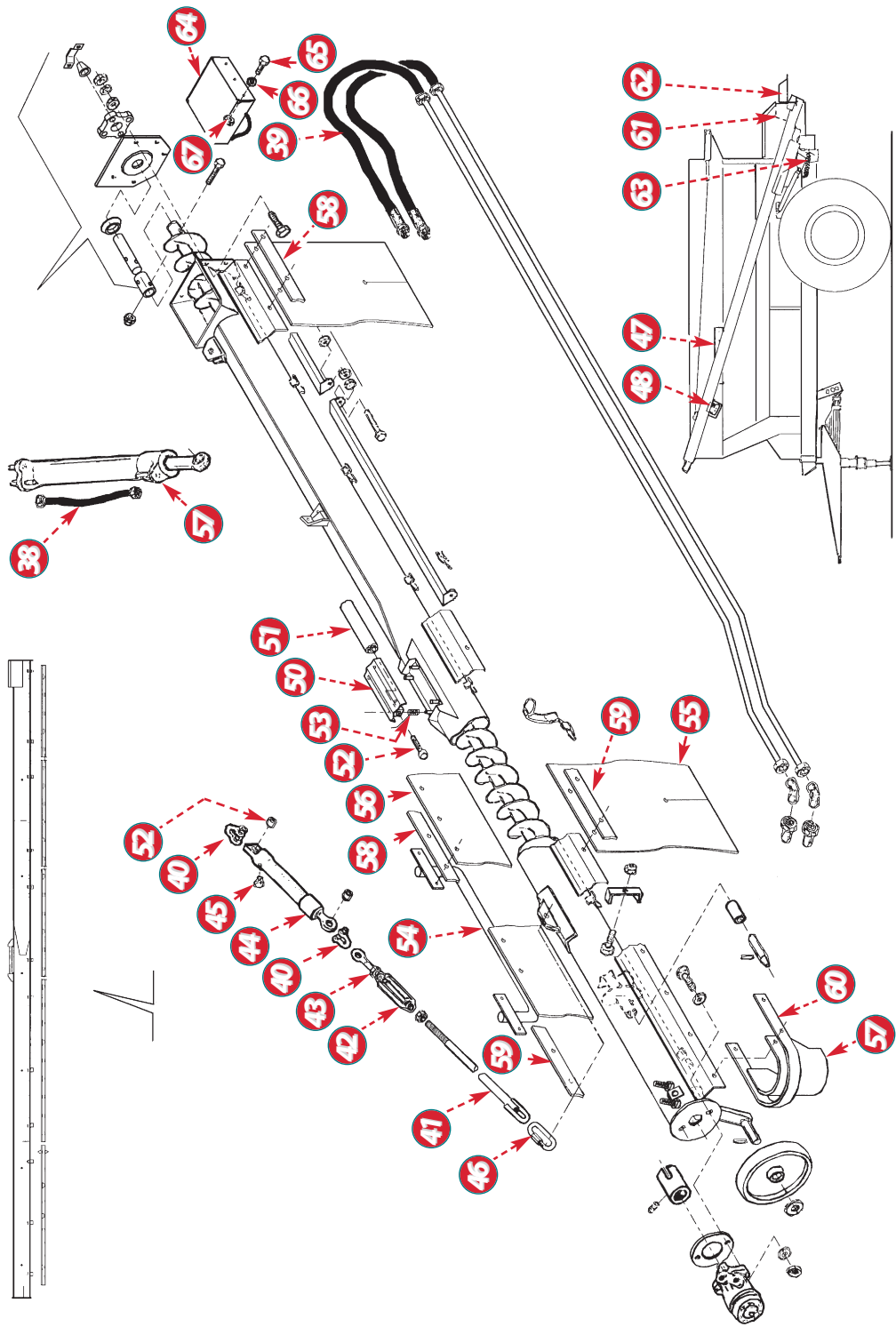


S160 H - EP04 / D190 H - EP05 / D240 - EP06 / D290 - EP07

**Boom with an endless auger 10-12-14 m (hydraulic drive)**

REP	DESIGNATION	QTY	10 m	12 m	14 m
	COMPLETE BOOM WITH AN ENDLESS AUGER (HYD. CIRCUIT + DOUBLE ROW OF DUST CURTAINS)	1	12000171	12000181	
1*	EXTENSION				
1D	RIGHT EXTENSION	1	22000471	22000491	
1G	LEFT EXTENSION	1	22000481	22000501	
2*	SHEATH				
2D	RIGHT SHEATH WITH BRACKETS	1	33000901	33000921	
2G	LEFT SHEATH WITH BRACKETS	1	33000911	33000931	
3*	THREAD EXTENSION				
3D	RIGHT HAND THREAD EXTENSION ASSEMBLED WITH PIN (+34+70+7+8+9)	1	22500310	22500330	
3G	LEFT HAND THREAD EXTENSION ASSEMBLED WITH PIN (+34+70+7+8+9)	1	22500320	22500340	
4	VALVE HANDLE	4	34750040	34750040	
5	ENFORCING RING	2	40500100	40500100	
6	DRIVE PIN	2	40040010	40040010	
7	PIN	2	43010010	43010010	
8	COMPLETE BEARING (NEW MODEL)	2	26520051	26520051	
	GUIDE FLANGE	2	40520080	40520080	
	BEARING	2	56500281	56500281	
	PIN	2	40040350	40040350	
	DISHED PLATE	2	48280770	48280770	
	TAPERED RING	2	40500211	40500211	
	ENFORCING RING	2	40500220	40500220	
	SCREW	8	61060030	61060030	
	WASHER	8	61610060	61610060	
	NUT	8	61580060	61580060	
	PROTECTING COVER	2	51140130	51140130	
9	NUT	2	61550100	61550100	
10	LOCK NUT	4	61580070	61580070	
11	SCREW	12	61050010	61050010	
12	FLAT WASHER	12	61610050	61610050	
13	GROWER WASHER	12	61620050	61620050	
14	NUT	60	61550050	61550050	
15	SPACER	2	42000051	42000051	
16	HYDRAULIC MOTOR 200 CM3	2	55280081	55280081	
17	DRIVE SLEEVE	2	45250041	45250041	
18	SCREW	2	61530020	61530020	
19	SCREW	4	61070070	61070070	
20	FLAT WASHER	4	61610070	61610070	
21	UNION ADAPTOR 17x15.21	4	57250110	57250110	
22	ELBOW 17	4	57250130	57250130	
23	SHORT HYDRAULIC PIPE	2	28260281	28260301	
24	LONG HYDRAULIC PIPE	2	28260291	28260311	
25	FASTENER	10-12-	42500080	42500080	
26	LOCK NUT	10-12-	61580050	61580050	
27	WHEEL	2	57290040	57290040	
28	FLAT WASHER	2	61610130	61610130	
29	MECANINDUS PIN Ø6x30 STAINLESS STEEL	2	61680070	61680070	
30	SCREW (FOR VALVE 1302)	4	61050100	61050100	
	SCREW	8-12-	61050080	61050080	
31	SCREW	4	61070080	61070080	
32	VALVE SPRING	40-48-	57270030	57270030	
	VALVES FOR EXTENSION				
33	STAINLESS STEEL VALVE 859	4-4-	39000040	39000040	
34	STAINLESS STEEL VALVE 990	4-8-	39000060	39000060	
35	STAINLESS STEEL VALVE 1500	4-4-	39000080	39000080	
36	STAINLESS STEEL VALVE 1302	4-4-	39000070	39000070	

S160 H - EP04 / D190 H - EP05 / D240 - EP06 / D290 - EP07






**Boom with an endless auger 10-12-14 m (hydraulic drive)(next)**

REP	DESIGNATION	QTY	10 m	12 m	14 m
37	ACTUATOR	2	59000061	59000061	
	GREASE NIPPLE EXTENSION	1	57450020	57450020	
	GREASE NIPPLE	1	53020120	53020120	
38	FLEXIBLE HOSE LG 370	2	52520120	52520120	
39	FLEXIBLE HOSE LG 1100	4	52520080	52520080	
40	CLEVIS	4	55290040	55290040	
41	CABLE TIE ROD	2	38260091	38260091	
42	TURNBUCKLE	2	58250060	58250060	
43	LEFT NUT	2	61900070	61900070	
44	ACTUATOR	2	59000081	59000081	
45	SILENCER	2	57770020	57770020	
46	QUICK LINK	2	55250060	55250060	
	PVC SLEEVE Ø18 (M)	0,4	71160080	71160080	
	PVC SLEEVE Ø34 (M)	0,4	71160090	71160090	
47	STOP	2	40540170	40540170	
48	RIGHT ROAD SUPPORT	1	37761571	37761571	
	LEFT ROAD SUPPORT	1	37761581	37761581	
	HOPPER BRACE	2	47260781	47260781	
49	LOCK NUT	4	61580070	61580070	
50	ROLLER SUPPORT	2	37760661	37760661	
51	ROLLER	2	57360131	57360131	
52	SCREW	4	61220120	61220120	
53	SPRING	8	57270270	57270270	
54	RIGHT CURTAIN SPREADER	2	32040021	32040031	
	LEFT CURTAIN SPREADER	2	32040051	32040061	
	RUBBER ANTI-DUST CURTAIN (SET)	1	27260091	27260101	
55	REAR RUBBER BELT	2	40570130	40570160	
56	FRONT RUBBER BELT	2	40570140	40570170	
57	EXTREMITY RUBBER BELT	2	40570180	40570180	
58	FRONT FLAT COVER SEAL	4	46540651	46540681	
59	CENTRAL FLAT COVER SEAL	4	46540661	46540691	
60	EXTREMITY FLAT COVER SEAL	2	46540701	46540701	
61	COMPLETE LOWERING BOX	1	20500111	20500111	
	LOWERING BOX	1	30510201	30510201	
	SIDE DEFLECTOR	2	31510040	31510040	
	CENTRAL DEFLECTOR	2	31510050	31510050	
	DEFLECTOR PIN	3	30010130	30010130	
	GUIDE PIN	4	30010121	30010121	
62	COMPLETE DISTRIBUTION BOX	1	20500191	20500191	
	FLAP	2	40530160	40530160	
	DISTRIBUTION BOX	1	30510211	30510211	
	HINGE PIN	2	40040530	40040530	
63	SPRING	1	57270211	57270211	
	CLUTCH SUPPORT BRACKET	1	42500351	42500351	
64	PROTECTION COVER	2	50580360	50580360	
65	SCREW	6	61040010	61040010	
66	FLAT WASHER	6	61610040	61610040	
67	LOCK NUT	6	61580040	61580040	

S160 H - EP04 / D190 H - EP05 / D240 - EP06 / D290 - EP07

S160 H - EP04 / D190 H - EP05 / D240 - EP06 / D290 - EP07

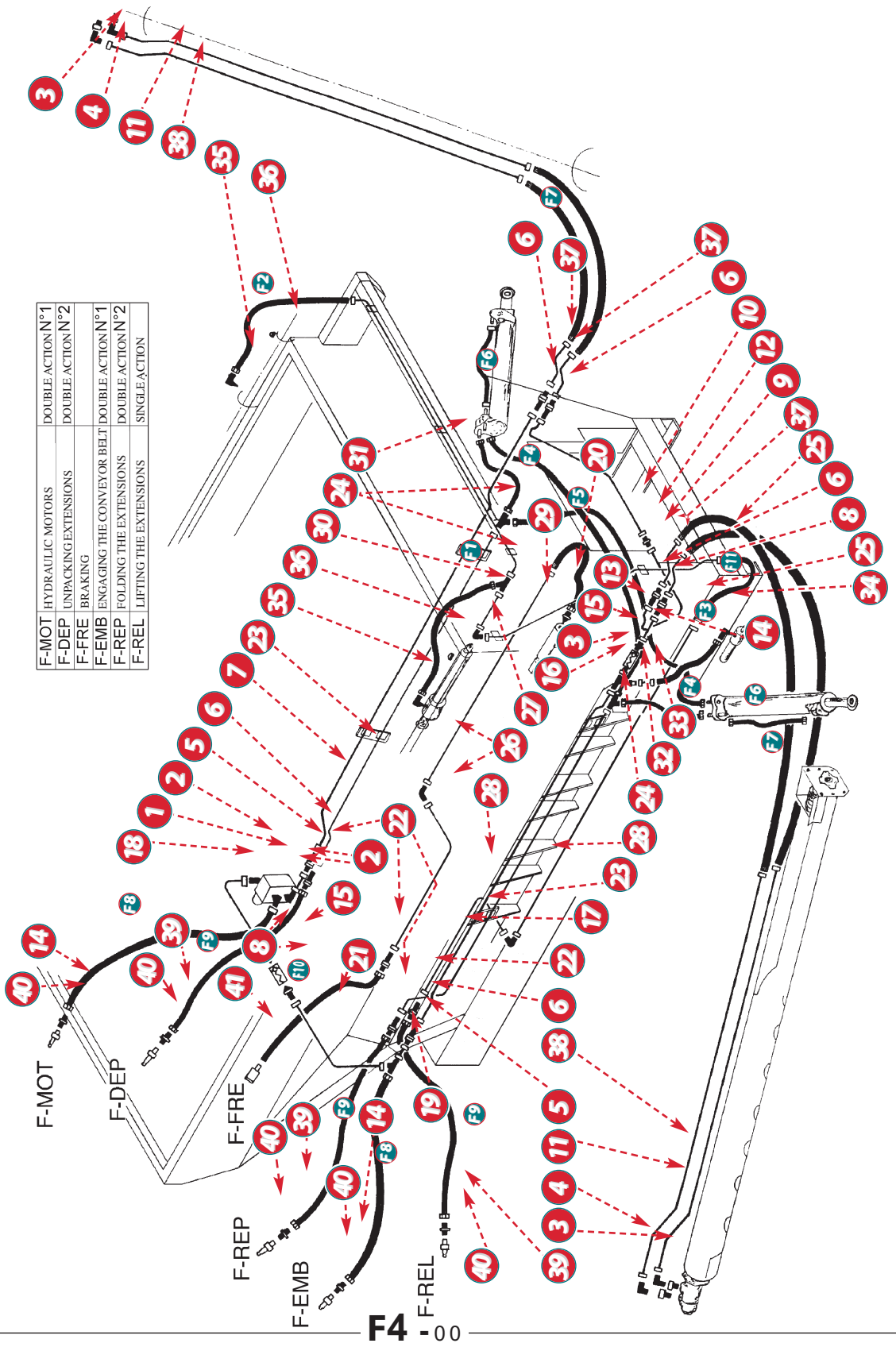


S160 H - EP04 / D190 H - EP05 / D240 - EP06 / D290 - EP07

**Boom with an endless auger (hydraulic drive)(next)**

REP	DESIGNATION	QTY	10 m	12 m	14 m
1	ARTICULATED ARM R.	1	30520071	20510081	
	ARTICULATED ARM L.	1	30520081	20510091	
2	BRACKET SUPPORT R.	1	37761591	37761591	
	BRACKET SUPPORT L.	1	37761601	37761601	
3	SPRING	1	57270451	57270451	
4	EYE BOLT	1	56640060	56640060	
5	NUT	4	61550100	61550100	
6	LOCKING HOOK	1	31170011	31170011	
7	SCREW	2	61090270	61090270	
	FLAT WASHER	2	61610090	61610090	
	LOCK NUT	2	61580090	61580090	
8	RIGHT REINFORCED BACKPLATE	1	41030121	41030121	
	LEFT REINFORCED BACKPLATE	1	41030131	41030131	
9	LOCK STOP	1	40540290	40540290	
10	SCREW	2	61070110	61070110	
	FLAT WASHER	4	61610070	61610070	
	LOCK NUT	2	61580070	61580070	
11	SCREW	4	61090020	61090020	
	NUT	4	61550090	61550090	
12	BEARING	4	57310390	57310390	
13	HUB WASHER	4	47250080	47250080	
14	HUB PIN	2	40040311	40040311	
	SHOULDERED BUSHING	4	40500090	40500090	
15	SPLIT PIN Ø5x50 STAINLESS STEEL	2	61890080	61890080	
16	SLOTTED NUT	2	60900010	60900010	
17	SCREW	4	61110250	61110250	
18	SET RING	16	61640020	61640020	
	WASHER	12	61610110	61610110	
19	LOCK NUT	4	61580110	61580110	
20	GREASE NIPPLE	2	53020010	53020010	
21	LOCK NUT	2	61580110	61580110	
22	SCREW	2	61110260	61110260	

S160 H - EP04 / D190 H - EP05 / D240 - EP06 / D290 - EP07



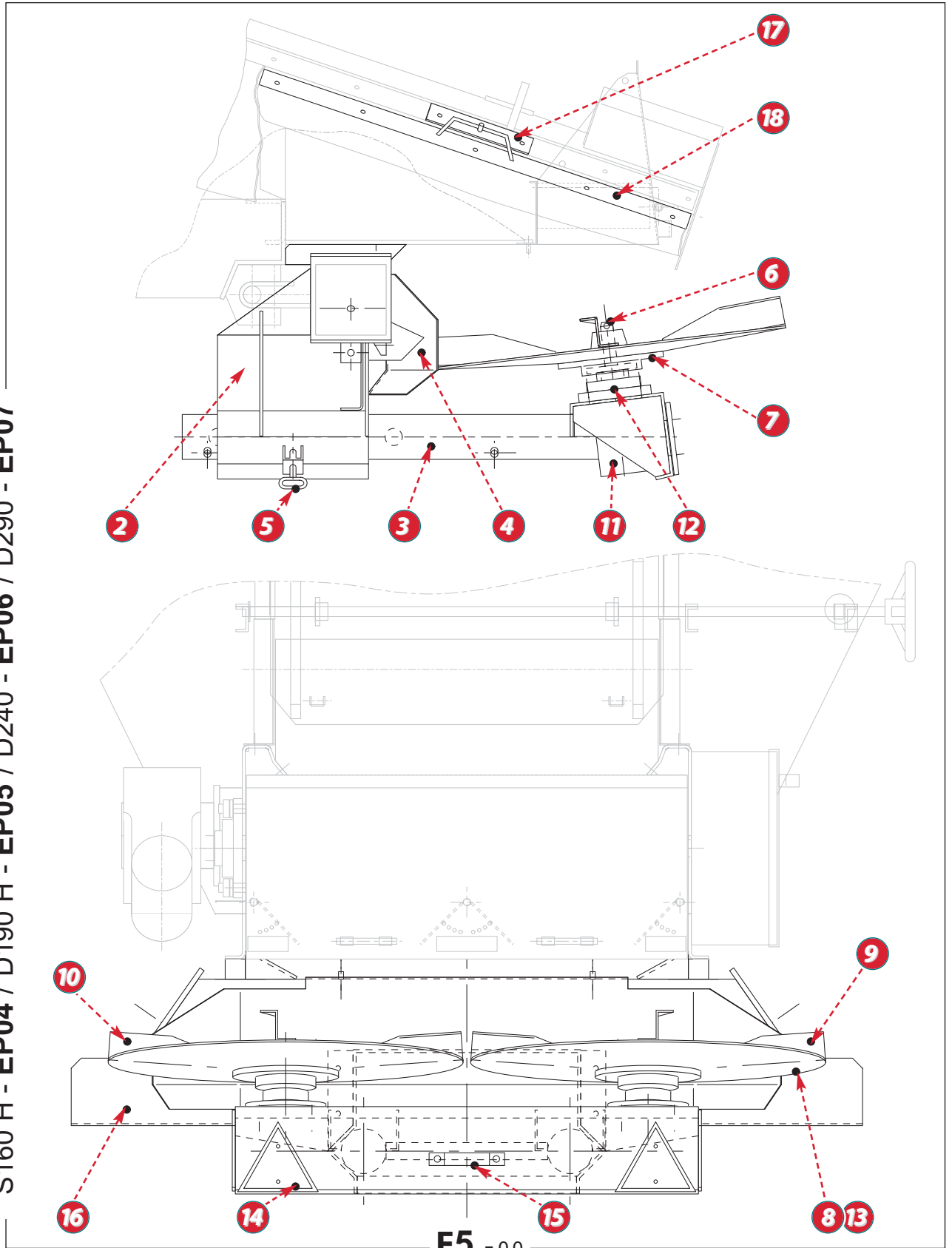
**F4** 00

S160 H - EP04 / D190 H - EP05 / D240 - EP06 / D290 - EP07

**Hydraulic circuit for boom with an endless auger (hydraulic drive)**

REP	DESIGNATION	QTY	REFERENCE	OBSERVATION
1	FLOW DIVIDER 0/47 L (MANUAL CONTROL WITH PRESSURE LIMITER)	1	51550051	IF NO CENTRAL HYD.
	FLOW DIVIDER 0/47 L (MANUAL CONTROL WITHOUT PRESSURE LIMITER)	1	51550111	IF CENTRAL HYD.(LEVEL 2 & 3)
	FLOW DIVIDER 0/47 L (ELECTRIC CONTROL)	1	51550081	IF CENTRAL HYD.(LEVEL 3 & 4)
2	TAPERED MALE ELBOW 17x20.27	3	57250450	
3	ADAPTOR UNION 17x15.21	5	57250110	
4	ELBOW 17	4	57250130	
5	HYDRAULIC PIPE	2		
6	DOUBLE BULKHEAD UNION 17 CL 20	6	57250150	
7	HYDRAULIC PIPE	1		
8	TAPERED MALE ELBOW 17x15.21	2	57250310	
9	HYDRAULIC PIPE	2		
10	HYDRAULIC PIPE	1		
11	SHORT HYDRAULIC PIPE	2	28260281 OR 28260301	(SEE REP.23 PAGE 43-00)
12	UNION 17	1	57250400	
13	HYDRAULIC PIPE	1		
14	MALE UNION 17x15.21	3	57250170	
15	CHECK VALVE	2	51270010	
16	TAPERED MALE T-PIECE 17x12.17	1	57250220	
17	HYDRAULIC PIPE	1		
18	HYDRAULIC PIPE	1		
19	T-PIECE 17	1	57250140	
20	UNION	1		(SEE SPREADER SPARE PARTS)
21	HYDRAULIC PIPE	1		
22	DOUBLE BULKHEAD UNION 13 CL 20	2	57250160	
23	HYDRAULIC PIPE	2		
24	T-PIECE 13	3	57250060	
25	UNION 13	2	57250390	
26	HYDRAULIC BRAKE PIPE	1		(SEE SPREADER SPARE PARTS)
27	ELBOW 13	1	57250040	
28	HYDRAULIC CLUTCH PIPE	1		(SEE SPREADER SPARE PARTS)
29	HYDRAULIC PIPE	1		
30	HYDRAULIC PIPE	1		
31	HYDRAULIC PIPE	1		
32	FEMALE UNION 13x12.17	1	57250230	
33	HYDRAULIC PIPE	1		
34	TAPERED MALE ELBOW 10x5.10	1	57250090	
35	TAPERED MALE ELBOW 13x8.13	2	57250200	
36	SILENCER	2	57770020	
37	HYDRAULIC PIPE	4		
38	LONG HYDRAULIC PIPE	2	28260291 OR 28260311	(SEE REP.24 PAGE 43-00)
39	MALE UNION 13x15.21	3	57250180	
40	MALE HALF-VALVE CMB 1/2G	5	59030040	
41	BALL COUPLER (BRAKING)	1	51150010	
F1	FLEXIBLE HOSE LG 700 MM	1	52520100	
F2	FLEXIBLE HOSE LG 700 MM	1	52520020	
F3	FLEXIBLE HOSE LG 1 000 MM	1	52520200	
F4	FLEXIBLE HOSE LG 700 MM	2	52520060	
F5	FLEXIBLE HOSE LG 1 900 MM	2	52520190	
F6	FLEXIBLE HOSE LG 370 MM	2	52520120	
F7	FLEXIBLE HOSE LG 1 100 MM	4	52520080	
F8	FLEXIBLE HOSE LG 2 200 MM OR FLEXIBLE HOSE LG 2600MM	2	52520530	
F9	FLEXIBLE HOSE LG 2 200 MM OR FLEXIBLE HOSE LG 2 600 MM	3	52520110	
		3	52520560	
F10	FLEXIBLE HOSE LG 2 200 MM (BRAKING) OR FLEXIBLE HOSE LG 2 600 MM (BRAKING)	1	52520010	
		1	52520520	
F11	FLEXIBLE HOSE LG 1 100 MM	1	52520170	

S160 H - EP04 / D190 H - EP05 / D240 - EP06 / D290 - EP07



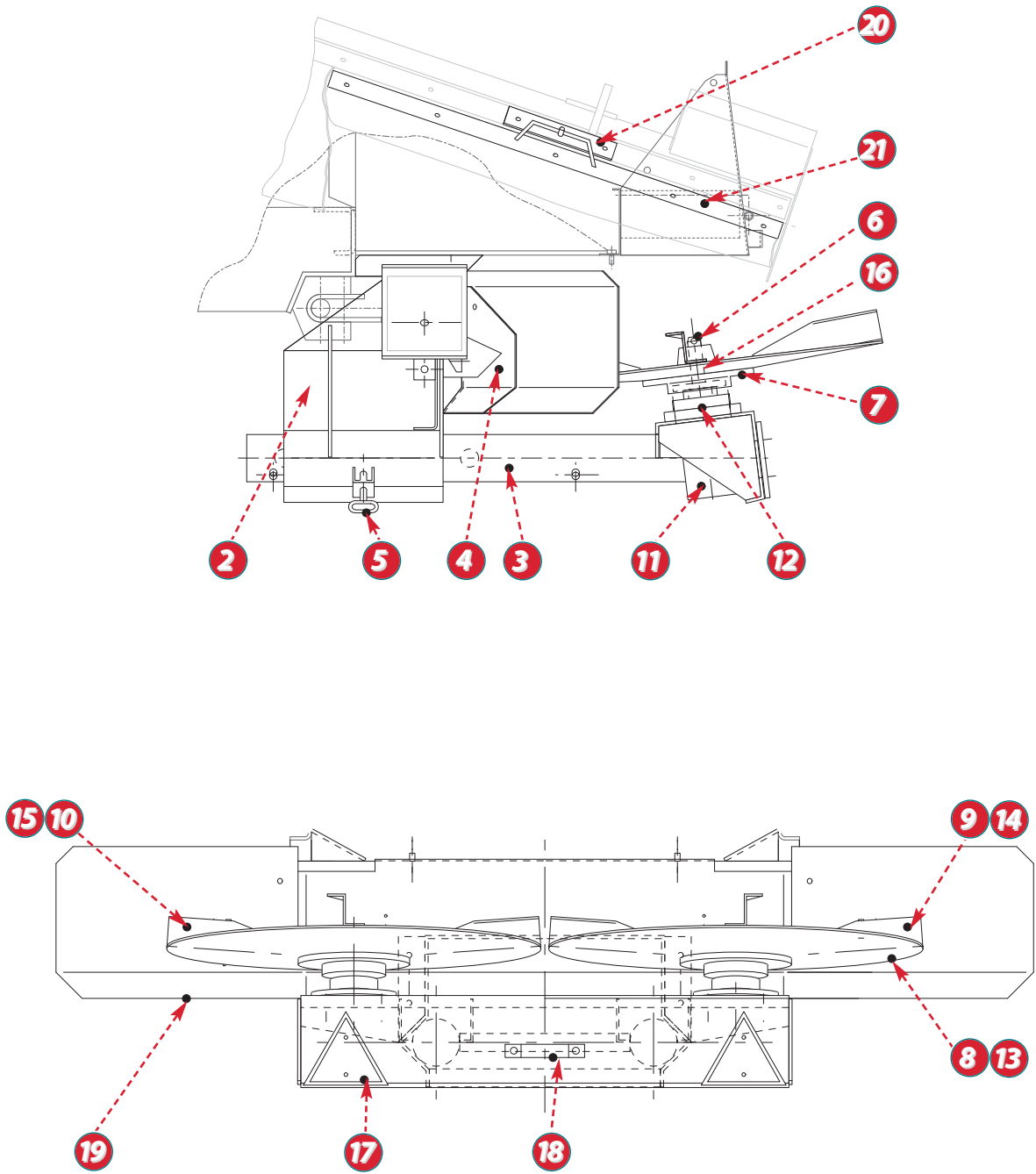


**Double plateaux DPH 1**

REP	DÉSIGNATION	QTÉ	RÉFÉRENCE
1	DOUBLE PLATEAUX DPH 1 (AVEC PRÉ-ÉQUIPEMENT POUR SYSTÈMES HYD.)		12020131
2	PRÉ-ÉQUIPEMENT À SOUDER (UNIQUEMENT POUR MACHINE NON POURVUE)	1	22030095
3	SUPPORT RÉGLABLE	1	37760741
4	TÔLE BOUCLIER	1	38270221
5	VERROU	2	39030031
	RESSORT DE COMPRESSION	2	57270270
6	MANCHON À PLATEAU	2	45250081
	BAGUE DE MAINTIEN	4	40500290
7	FLASQUE BRIDE	4	42510071
	DISQUE D'ÉPANDAGE DROIT MONTÉ Ø705	1	21500051
	DISQUE D'ÉPANDAGE GAUCHE MONTÉ Ø705	1	21500061
8	DISQUE D'ÉPANDAGE Ø705	2	41500021
9	AILETTE DE DISPERSION DROITE VRAC HUMIDE	5	40010171
10	AILETTE DE DISPERSION GAUCHE VRAC HUMIDE	5	40010181
11	MOTEUR HYDRAULIQUE	2	55280271
12	PALIER	2	56500111
13	DISQUE D'ÉPANDAGE DROIT MONTÉ Ø550	1	21500091
	DISQUE D'ÉPANDAGE GAUCHE MONTÉ Ø550	1	21500101
	DISQUE D'ÉPANDAGE Ø550	2	41500051
	AILETTE DROITE COURTE	1	40010080
	AILETTE DROITE MOYENNE	1	40010100
	AILETTE DROITE LONGUE	1	40010120
	AILETTE GAUCHE COURTE	1	40010090
	AILETTE GAUCHE MOYENNE	1	40010110
	AILETTE GAUCHE LONGUE	1	40010130
	ÉLÉMENT ÉQUILIBREUR	2	42020281
	ENTRETOISE	4	42000080
	SUPPORT DE DISQUES	1	37760521
14	TRIANGLE	2	58270010
15	POIGNÉE TIROIR	1	56520030
16	DÉFLECTEUR GAUCHE	1	31510071
	DÉFLECTEUR DROIT	1	31510061
17	PLAT AVEC CROCHET	2	36570031
18	PLAT AVEC POIGNÉE	2	36570021
	PLAT COUVRE-JOINT	2	46540841

S160 H - EP04 / D190 H - EP05 / D240 - EP06 / D290 - EP07

S160 H - EP04 .. 034 → ... / D190 H - EP05 .. 013 → ... / D240 - EP06 .. 008 → ... / D290 - EP07

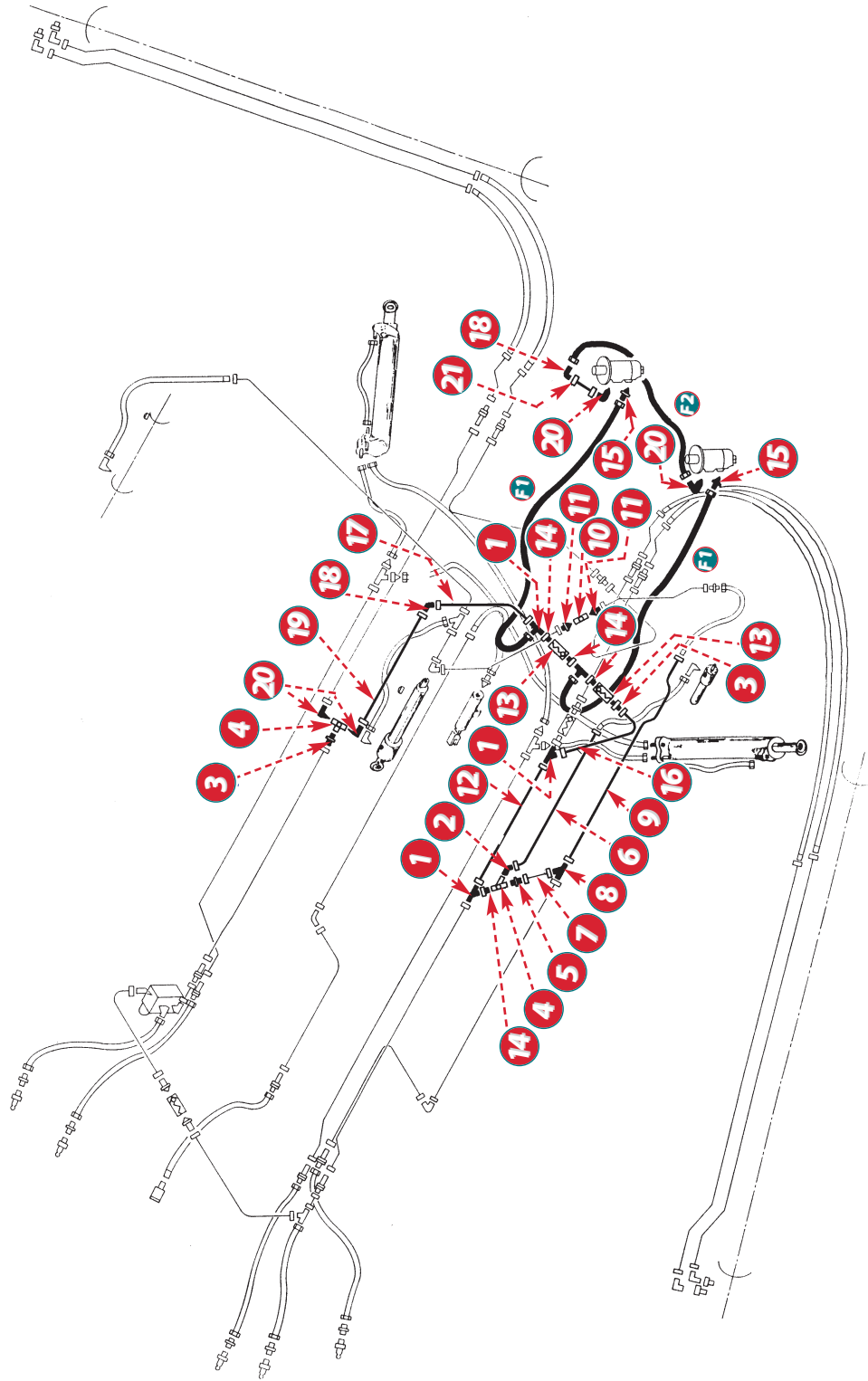


S160 H - EP04 .. 034 → ... / D190 H - EP05 .. 013 → ... / D240 - EP06 .. 008 → ... / D290 - EP07

**Double trays DPH 1 12-28 and DPH 2 18-36**

REP	DÉSIGNATION	QTÉ	RÉFÉRENCE
1	DPH 1 DOUBLE DISCS 12-28 DPH 2 DOUBLE DISCS 18-36		12020131 12020211
2	PROVISION FOR WELDING (ONLY FOR MACHINES THAT ARE NOT EQUIPPED)	1	22030095
3	ADJUSTABLE SUPPORT	1	37760741
4	METAL SHIELD	1	38270221
5	DETENT	2	39030031
	COMPRESSION SPRING	2	57270270
6	COUPLING FLANGE	2	45250081
	RETAINING RING	4	40500290
7	FLANGE CLAMP	4	42510071
	RIGHT MOUNTED SPREADING DISC Ø705	1	21500051
	LEFT MOUNTED SPREADING DISC Ø705	1	21500061
8	SPREADING DISC Ø705	2	41500021
9	RIGHT SPREADING BLADE FOR WET BULK FERTILIZER	5	40010171
10	LEFT SPREADING BLADE FOR WET BULK FERTILIZER	5	40010181
11	80 CM3 HYDRAULIC MOTOR (FOR DPH 1 12-28)	2	55280271
	50 CM3 HYDRAULIC MOTOR (FOR DPH 2 18-36)	2	55280061
12	BEARING	2	56500111
	RIGHT MOUNTED STAINLESS STEEL SPREADING DISC Ø550	1	21500191
	LEFT MOUNTED STAINLESS STEEL SPREADING DISC Ø550	1	21500201
13	STAINLESS STEEL SPREADING DISC Ø550	2	41500080
14	RIGHT BLADE LG. 300 PELLETS	1	40010230
15	LEFT BLADE LG. 300 PELLETS	1	40010240
	WING BOLT (WITHOUT NUT)	6	50520060
	LOCKNUT	6	61580050
16	SPACER	4	42000080
	DISC SUPPORT	1	37760521
17	TRIANGLE	2	58270010
18	HANDLE	1	56520030
19	ADDITIONAL RIGHT DEFLECTOR (IF WITHOUT BOOM)	1	41530111
	ADDITIONAL LEFT DEFLECTOR (IF WITHOUT BOOM)	1	41530121
	PROTECTIVE BAND (IF WITH BOOM)	2	40570360
20	PLATE WITH HOOK	2	36570031
21	PLATE WITH HANDLE	2	36570021
	PLATE BLANKING COVER	2	46540841

**S160 H - EP04 / D190 H - EP05 / D240 - EP06 / D290 - EP07**

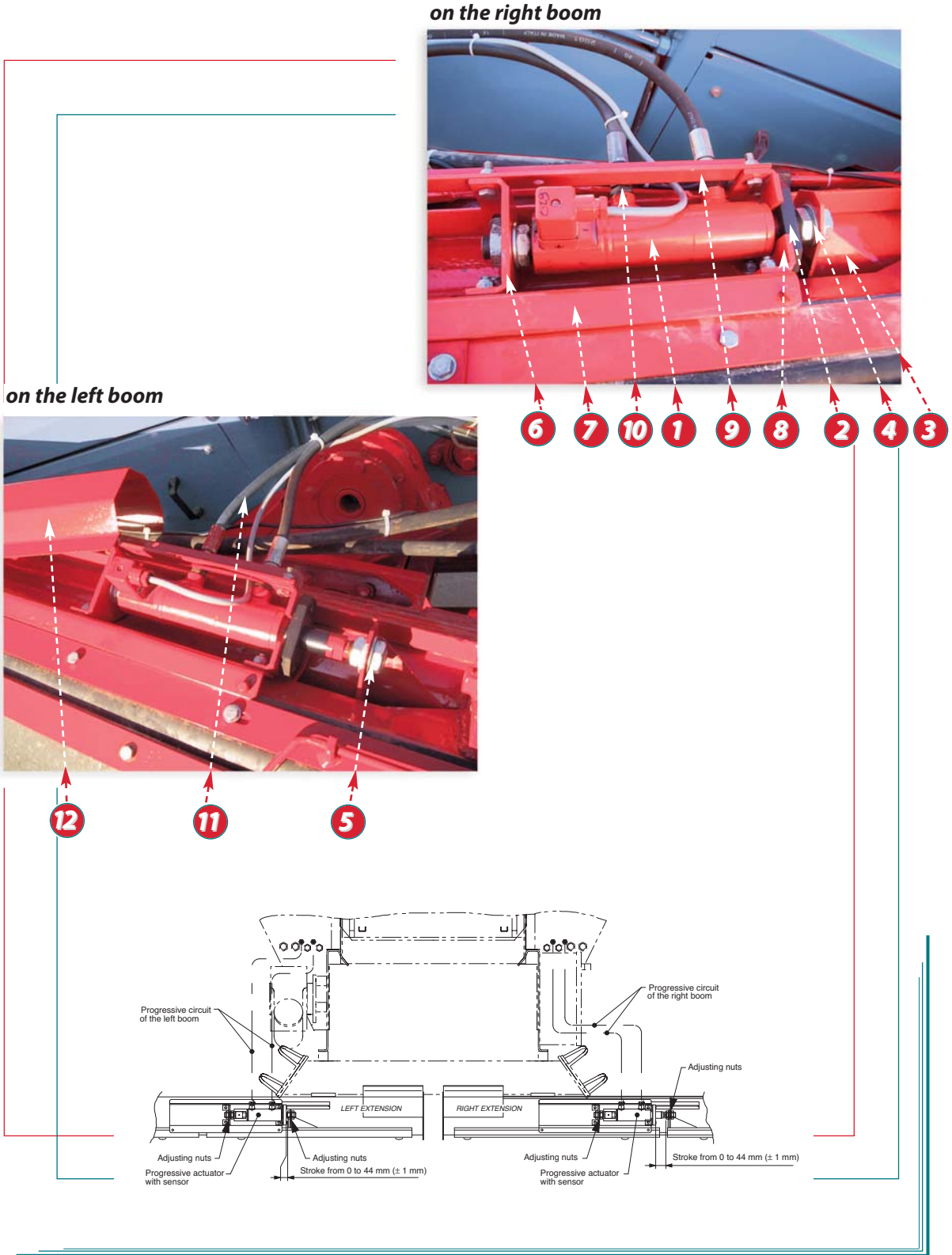


**Hydraulic circuit for double trays DPH 1 and DPH 2**

REP	DESIGNATION	QTY	REFERENCE	OBSERVATION
1	T-PIECE 17	4	57250140	
2	TAPERED MALE ELBOW 13x15.21	1	57250210	
3	MALE UNION 17x15.21	2	57250170	
4	VALVE BK3-R1/2L	2	59060030	
5	MALE UNION 13x15.21	1	57250180	
6	HYDRAULIC PIPE	1		
7	HYDRAULIC PIPE	1		
8	T-PIECE 13	1	57250060	
9	HYDRAULIC PIPE	1		
10	VALVE BKH-R3/8	1	59060040	
11	TAPERED MALE UNION 13x12.17	2	57250100	
12	HYDRAULIC PIPE	1		
13	CHECK VALVE	2	51270010	
14	ADAPTATOR UNION 17x15.21	4	57250110	
15	TAPERED MALE UNION 17x15.21	2	57250310	
16	HYDRAULIC PIPE	1		
17	HYDRAULIC PIPE	1		
18	ELBOW 17	2	57250130	
19	HYDRAULIC PIPE	1		
20	TAPERED MALE UNION 17x15.21	4	57250120	
21	HYDRAULIC PIPE	1	28260321	
	COPPER SEAL JC 21	7	54000370	
F1	FLEXIBLE HOSE LG 2 200 MM	2	52520090	
F2	FLEXIBLE HOSE LG 900 MM	1	52520160	

S160 H - EP04 / D190 H - EP05 / D240 - EP06 / D290 - EP07

S160 H - EP04 / D190 H - EP05 / D240 - EP06 / D290 - EP07



S160 H - EP04 / D190 H - EP05 / D240 - EP06 / D290 - EP07

**Hydraulic controlled valves for the boom with an endless auger (hydraulic drive)**

*Before any intervention on the hydraulic circuit, please contact our technical service.*

REP	DESIGNATION	QTY	REFERENCE	OBSERVATION
	HYDRAULIC CONTROLLED VALVES (WITHOUT SENSOR)	1	21020201	
	HYDRAULIC CONTROLLED VALVES (WITH SENSOR)	1	21020551	
1	HYDRAULIC ACTUATOR D.E. WITH SENSOR	2	59000291	
1	HYDRAULIC ACTUATOR D.E. WITHOUT SENSOR	2	59000321	
2	STOP GUIDE	2	43020200	
3	VALVE BRACKET	2	32510191	
4	FLAT WASHER	4	61610110	
5	GROWER WASHER	2	61630110	
6	LEFT BRACKET	2	32510211	
7	LOWER BRACKET PROFILE	2	36620011	
8	RIGHT BRACKET	2	32510201	
9	UPPER BRACKET PROFILE	2	46550591	
10	MALE UNION 10x8.13	4	57250730	
11	FLEXIBLE HOSE LG 1 400 MM	4	52520300	
	DOUBLE BULKHEAD UNION 10 CL 16	4	57250720	
12	PROTECTION COVER	2	41110161	} CUT, BENDING AND CRIMPING } TO BE DEFINED WHEN MOUNTING } FOLLOWING OPTIONS
	PROTECTION FLAP	2	40530290	
	HYDRAULIC PIPE Ø8/10 (M)	24	70930380	
	NUT 10	8	52010160	
	OLIVE 10	8	56250040	
	DOUBLE BULKHEAD UNION 10 CL 16	4	57250720	
	ADAPTOR UNION 10x8.13	4	57250740	
	COPPER SEAL JC13	12	54000350	
	FEMALE UNION 13x8.13	4	57250270	

**To ensure that the settings have not been disturbed, check the following before each spreading run:**

- Right boom:
  - Check that the valve is completely open when the stroke of the sensor actuator is at 44mm ±1mm (actuator rod fully extended).
- Left boom:
  - Check that the valve is completely open when the stroke of the sensor actuator is at 0mm (actuator rod fully retracted).


If these 2 conditions are satisfied then the system does not need to be adjusted. Otherwise, adjust as necessary, using the adjusting nuts (see diagram).

NB: However, if the system has lost its settings and it is not possible to find the initial setup, please contact our service.




S160 H - EP04 / D190 H - EP05 / D240 - EP06 / D290 - EP07

**on the right boom**

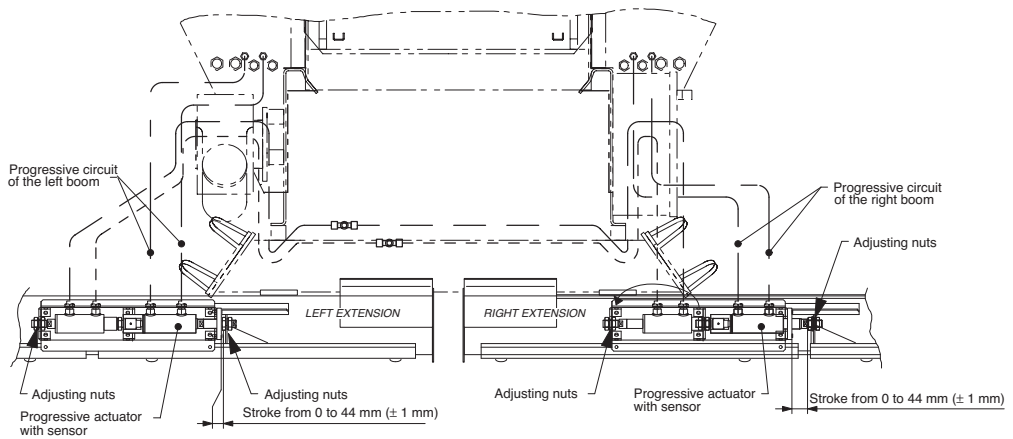


7 5 1

**on the left boom**



1 6 7 2 4 3 8 9



S160 H - EP04 / D190 H - EP05 / D240 - EP06 / D290 - EP07

**“All or nothing “ hydraulic controlled valves for the boom with an endless auger (hydraulic drive)**

*Before any intervention on the hydraulic circuit, please contact our technical service.*

REP	DESIGNATION	QTY	REFERENCE	OBSERVATION
1	“ALL OR NOTHING” HYDRAULIC CONTROLLED VALVES	1	21020391	
	HYDRAULIC ACTUATOR D.E.	2	59000301	
2	THREADED TUBE	1	48260560	
3	THREADED ROD	1	48270070	
4	GROWER WASHER	4	61630110	
5	MALE UNION 10x8.13	6	57250730	
6	FLEXIBLE HOSE LG 2 300 MM	2	52520580	
7	FLEXIBLE HOSE LG 3 700 MM	2	52520290	
	T-PIECE 10	2	57250760	
8	SCREW	1	61090110	
9	NUT	1	61550090	} CUT, BENDING AND CRIMPING } TO BE DEFINED ON MOUNTING } FOLLOWING OPTIONS
	HYDRAULIC PIPE Ø8/10 (M)	12	70930380	
	NUT 10	8	52010160	
	OLIVE 10	8	56250040	
	COPPER SEAL JC13	6	54000350	
	COPPER SEAL JC17	2	54000360	
	FEMALE UNION 13x8.13	2	57250270	
	FLEXIBLE HOSE LG 2 200 MM	2	52520110	
	ELECTRO DISTRIBUTOR ED6 A04	1	51530140	
	DOUBLE CONTROLLED CHECK VALVE	1	51270040	
	PRESSURE LIMITER	1	54770040	
	MALE UNION 13x12.17	2	57250190	

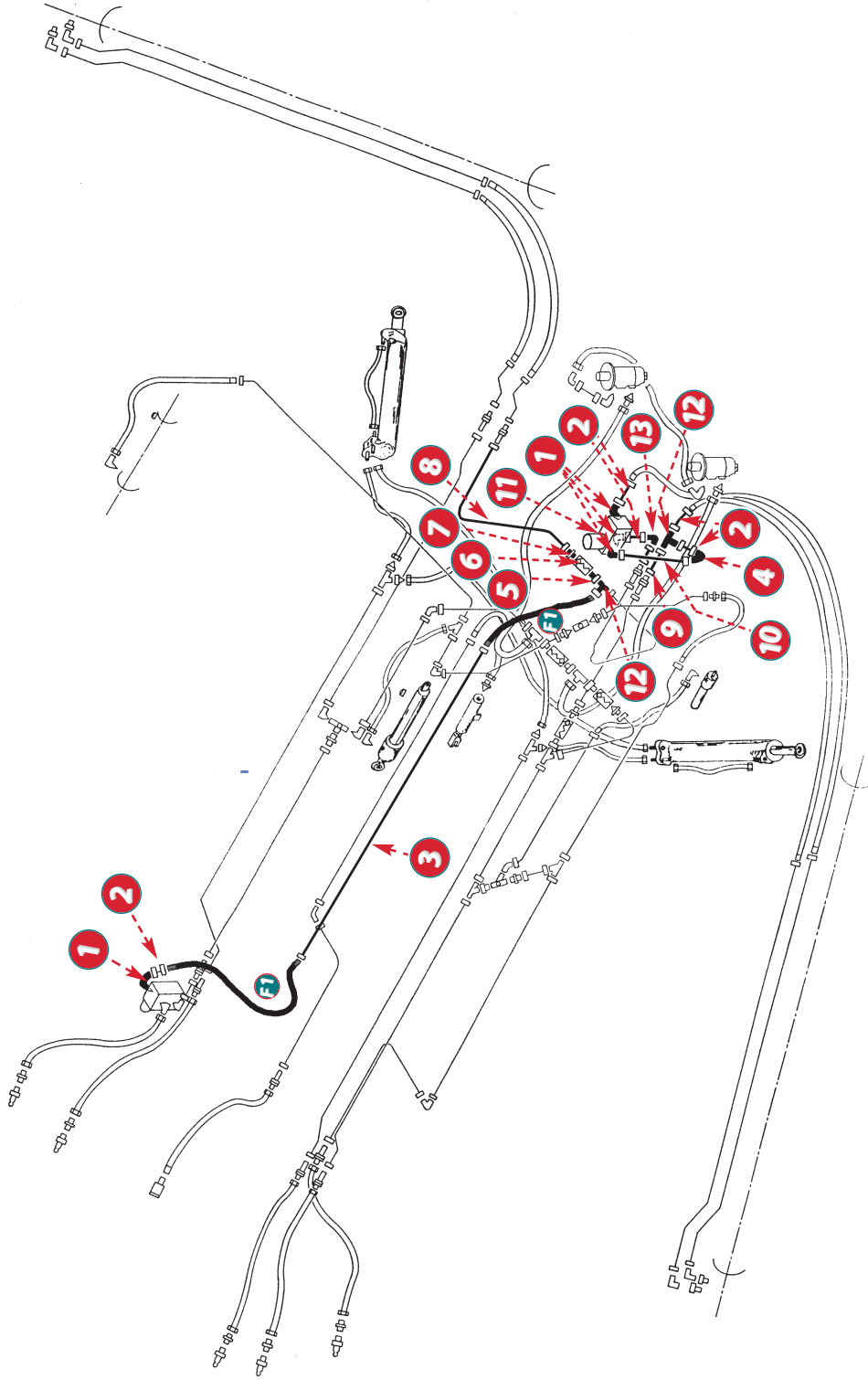
**To ensure that the settings have not been disturbed, check the following before each spreading run:**

- Right boom:
  - Check that the valve is completely open when the stroke of the sensor actuator and the all or nothing actuator are at 44mm ±1mm (rods of the two actuators are fully extended).
- Left boom:
  - Check that the valve is completely open when the stroke of the sensor actuator and the all or nothing actuator are at 0mm (rods of the two actuators are fully retracted).

*If these 2 conditions are satisfied then the system does not need to be adjusted. Otherwise, adjust as necessary, using the adjusting nuts (see diagram).*

***NB:** However, if the system has lost its settings and it is not possible to find the initial setup, please contact our service.*

**S160 H - EP04 / D190 H - EP05 / D240 - EP06 / D290 - EP07**

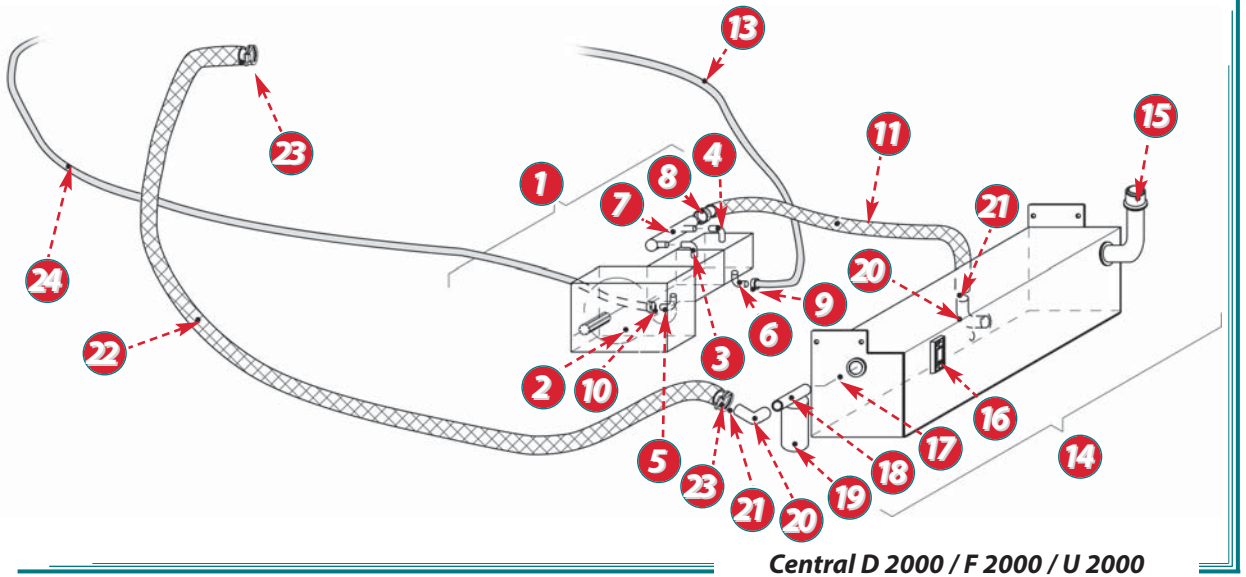


**Independent motor for the boom with an endless auger (hydraulic drive)**

REP	DESIGNATION	QTY	REFERENCE	OBSERVATION
1	TAPERED MALE ELBOW 17x20.27	3	57250450	
2	HYDRAULIC PIPE	6		
3	HYDRAULIC PIPE	1		
4	ELBOW 17	2	57250130	
5	ADAPTOR UNION 17x15.21	1	57250110	
	COPPER SEAL JC 21	2	54000370	
6	CHECK VALVE	1	51270010	
7	MALE UNION 17x15.21	1	57250170	
8	HYDRAULIC PIPE	1		
9	HYDRAULIC PIPE	1		
10	HYDRAULIC PIPE	1		
11	FLOW DIVIDER 0/47 L	1		TO BE DEFINED DEPENDING ON THE EQUIPMENT
12	T-PIECE 17	2	57250140	
	DETECTION RING	2	30630011	
	GUARD	2	36520061	
	PROXIMITY DETECTOR	2	51520150	
F1	FLEXIBLE HOSE LG 1 100 MM	2	52520080	

S160 H - EP04 / D190 H - EP05 / D240 - EP06 / D290 - EP07

S160 H - EP04 / D190 H - EP05 / D240 - EP06 / D290 - EP07

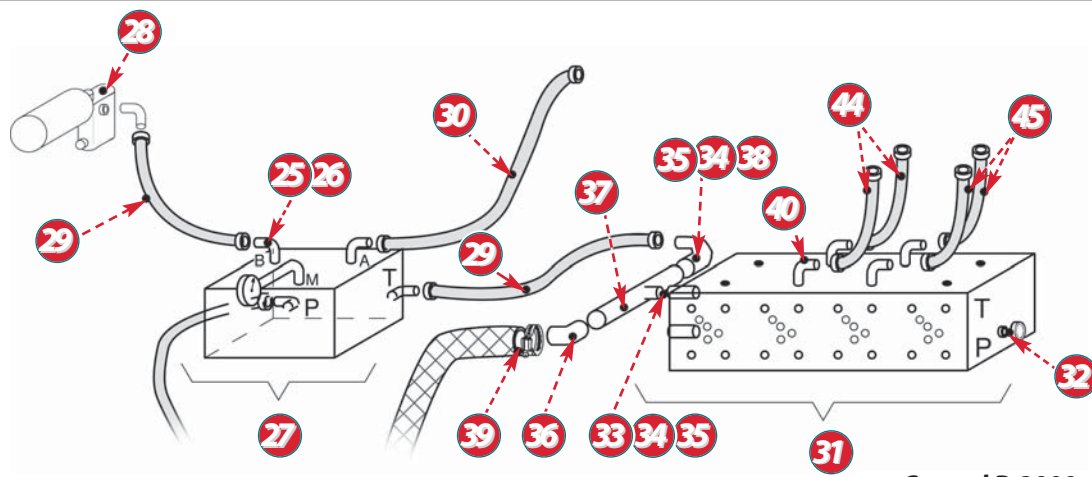


S160 H - EP04 / D190 H - EP05 / D240 - EP06 / D290 - EP07

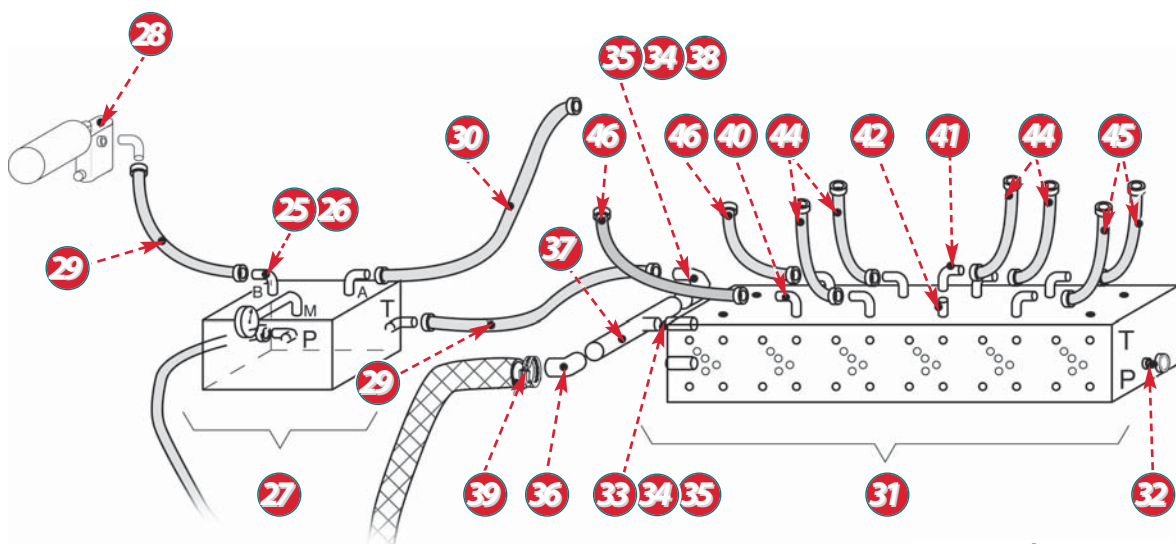
**Central hydraulics**

REP	DESIGNATION	QTY	D 2000	F 2000	U 2000	A
	COMPLETE CENTRAL HYDRAULICS (MODEL 03)		21050131	21050141	21050151	21050012
	DISTRIBUTION SUPPORT BLOCKS	1	37760811	37760811	37760811	
	SCREW	4	61060040	61060040	61060040	
	FLAT WASHER	4	61610060	61610060	61610060	
	GROWER WASHER	4	61620060	61620060	61620060	
	RESERVOIR SUPPORT 80 LITRES	1	37761151	37761151	37761151	
	WASHER	4	47250071	47250071	47250071	47250071
	HYDRAULIC OIL (L)	80	78000010	78000010	78000010	
	HYDRAULIC OIL (L)	70				78000010
1	DOUBLE MOUNTED MULTIPLIER PUMP (1000 TR/MIN) (GR3)	1	56660091	56660091	56660091	
	SIMPLE MOUNTED MULTIPLIER PUMP (540 TR/MIN) (GR2)	1				56660032
	DOUBLE MOUNTED MULTIPLIER PUMP (1000 TR/MIN) (GR2) (FOR D,F & U BEFORE 2003)	1	56660071	56660071	56660071	
	DOUBLE MOUNTED MULTIPLIER PUMP (540 TR/MIN) (GR2) (FOR D,F & U BEFORE 2003)	1	56660021	56660021	56660021	
2	MULTIPLIER X 2 (1000 TR/MIN) (GR3)	1	55370030	55370030	55370030	
	MULTIPLIER X 2 (1000 TR/MIN) (GR2) (FOR D,F & U BEFORE 2003)	1	55370020	55370020	55370020	
	MULTIPLIER X 3,5 (540 TR/MIN) (GR2) (FOR D,F & U BEFORE 2003)	1	55370010	55370010	55370010	55370010
	"TITAN" LS90 OIL (L)	1	78000060	78000060	78000060	78000060
	PUMP DRIVE COUPLING (GR3)	1	55750020	55750020	55750020	
	PUMP DRIVE COUPLING (GR2) (FOR D,F & U BEFORE 2003)	1	55750010	55750010	55750010	55750010
	DISC KEY FOR DRIVE COUPLING (GR3)	1	60920020	60920020	60920020	
	DISC KEY FOR DRIVE COUPLING (GR2) (FOR D,F & U BEFORE 2003)	1	60920010	60920010	60920010	60920010
	MULTIPLIER SUPPORT FOR GVX	1				47760562
	MULTIPLIER SUPPORT FOR MVX	1				47760412
	SCREW	4				61060030
	GROWER WASHER	4				61620060
	NUT	4				61550060
3	ELBOW 90° SUCTION 3/4G	1	57251390	57251390	57251390	
4	ELBOW 90° SUCTION 1/2G	1	57251400	57251400	57251400	
5	ELBOW 90° DISCHARGE 1/2G	1	57251410	57251410	57251410	
6	ELBOW 90° DISCHARGE 3/8G	1	57251420	57251420	57251420	
	TORIC SEAL	2	54000740	54000740	54000740	
	TORIC SEAL	2	54000620	54000620	54000620	
7	SUCTION COLLECTOR	1	51440010	51440010	51440010	
8	SPLINED STUB	1	52110110	52110110	52110110	
9	TAPERED MALE UNION 13 X 12.17	1	57250100	57250100	57250100	
10	TAPERED MALE UNION 17 X 15.21	1	57250310	57250310	57250310	
11	HOSE (M)	1,6	70950120	70950120	70950120	
	HOSE (M)	2				70950120
12	DOUBLE WIRE COLLAR	2	51070320	51070320	51070320	51070320
13	FLEXIBLE HOSE LG. 1 650	1	52520250	52520250	52520250	
	SCREW	4	61070230	61070230	61070230	61060020
	FLAT WASHER	4	61610070	61610070	61610070	
	GROWER WASHER	4	61620070	61620070	61620070	61620060
14	HYDRAULIC RESERVOIR EQUIPPED 80 LITRES	1	57400054	57400054	57400054	
	HYDRAULIC RESERVOIR EQUIPPED 75 LITRES	1				57400022
15	RESERVOIR PLUG	1	50530150	50530150	50530150	50530150
16	LEVEL INDICATOR	1	53750260	53750260	53750260	53750260
17	MALE UNION 40.49 X MALE 33.42	1				
18	ON LINE FILTER	1	52540100	52540100	52540100	
19	SCREW-IN CARTRIDGE 25 MICRONS	1	51380040	51380040	51380040	
20	MALE ELBOW 33.42 X FEMALE 33.42	2				
21	SPLINED STUB	2	52110110	52110110	52110110	52110110
22	HOSE (M)	2,8	70950120	70950120	70950120	
23	DOUBLE WIRE COLLAR	2	51070320	51070320	51070320	
	SCREW	4	61080140	61080140	61080140	61060030
	LOCK NUT	6	61580040	61580040	61580040	
	SCREW	2	61080130	61080130	61080130	
	GROWER WASHER	4				61620060
	NUT	4				61550060
24	FLEXIBLE HOSE LG. 2 200	1	52520090	52520090	52520090	
	FLEXIBLE HOSE LG. 1 800	1				52520610

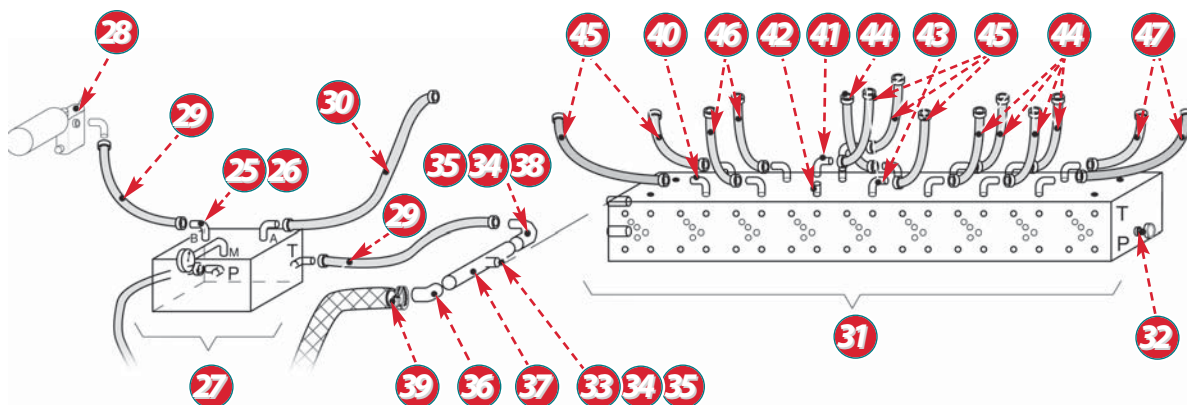
S160 H - EP04 / D190 H - EP05 / D240 - EP06 / D290 - EP07



Central D 2000



Centrale F 2000



Central U 2000

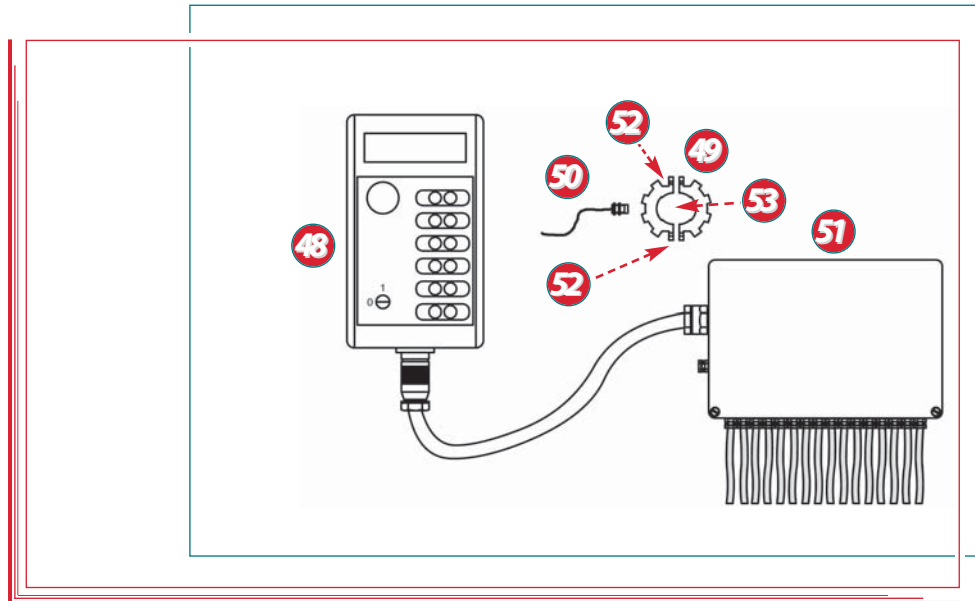


**Central hydraulics (next)**

S160 H - EP04 / D190 H - EP05 / D240 - EP06 / D290 - EP07

REP	DESIGNATION	QTY	D 2000	F 2000	U 2000	A
25	TAPERED MALE UNION 17 x 15.21	4	57250310	57250310	57250310	
26	ADJUSTABLE ELBOW 17	4	57251110	57251110	57251110	
27	ELECTRO-DISTRIBUTOR BLOCK CETOP 5 COMPLETE	1	50640040	50640040	50640040	
	BASE PLATE WITH PRESSURE LIMITER	1	56570610	56570610	56570610	
	DOUBLE CONTROLLED CHECK VALVE	1	51270040	51270040	51270040	
	ELECTRO-DISTRIBUTOR ED 10 A 03	1	51530210	51530210	51530210	
	MANOMETER	1	55360020	55360020	55360020	
	SCREW	4	61210130	61210130	61210130	
	FLAT WASHER	4	61610040	61610040	61610040	
28	MANUAL CONTROL FLOW DIVIDER WITHOUT PRESSURE LIMITER (0/47 L)	1	51550111	51550111	51550111	
	MANUAL CONTROL FLOW DIVIDER WITH PRESSURE LIMITER (0/47 L)	1				51550051
	ELECTRICAL CONTROL FLOW DIVIDER WITHOUT PRESSURE LIMITER (0/47 L)	1	51550081		51550081	
29	FLEXIBLE HOSE LG. 500	2	52520620	52520620	52520620	
30	FLEXIBLE HOSE LG. 1 100	1	52520270	52520270	52520270	
31	ELECTRO-DISTRIBUTOR BLOCK CETOP 3 - 4 COMPLETE STATIONS	1	50640050			
	ELECTRO-DISTRIBUTOR BLOCK CETOP 3 - 6 COMPLETE STATIONS	1		50640080		
	ELECTRO-DISTRIBUTOR BLOCK CETOP 3 - 9 COMPLETE STATIONS	1			50640030	
	SCREW	4	61050010	61050010	61050010	
	FLAT WASHER	4	61610050	61610050	61610050	
	DRILLED BLOCK 4 STATIONS	1				
	DRILLED BLOCK 6 STATIONS	1				
	DRILLED BLOCK 9 STATIONS	1				
	PRESSURE LIMITER	1	54770110	54770110	54770110	
	DOUBLE FLOW LIMITER	2-24	54770080	54770080	54770080	
	DOUBLE CONTROLLED CHECK VALVE	244	51270040	51270040	51270040	
	ELECTRO-DISTRIBUTOR ED 6 B 03	1	51530200	51530200	51530200	
	ELECTRO-DISTRIBUTOR ED 6 A 04	245	51530140	51530140	51530140	
	ELECTRO-DISTRIBUTOR ED 6 A 01	2			51530090	
	CLOSING PLATE	1	56570530	56570530	56570530	
	PRESSURE TAP 1/4G	1	56690020	56690020	56690020	
	HEXAGON SOCKET PLUG 1/2G	2	50530170	50530170	50530170	
	HEXAGON SOCKET PLUG 3/8G	4	50530090	50530090	50530090	
32	MALE UNION 13 x 15.21	1	57250180	57250180	57250180	
33	ADAPTOR UNION 17 x 15.21	1	57250110	57250110	57250110	
34	TAPERED MALE UNION 17 x 15.21	2	57250310	57250310	57250310	
35	MALE UNION 33.42 x FEMALE 15.21	2				
36	FEMALE ELBOW 33.42 x MALE 33.42	1				
37	FEMALE T-PIECE 42	1				
38	ADJUSTABLE ELBOW 17	1	57251110	57251110	57251110	
39	SPLINED STUB	1	52110110	52110110	52110110	
40	TAPERED MALE ELBOW 13 x 12.17	4	57250280	57250280	57250280	
41	ADJUSTABLE ELBOW 13	4		57250640	57250640	
42	TAPERED MALE UNION 13 x 12.17	4-10		57250100	57250100	
43	ELBOW 13	6			57250040	
44	FLEXIBLE HOSE LG. 1 300	245	52520640	52520640	52520640	
45	FLEXIBLE HOSE LG. 850	2-25	52520260	52520260	52520260	
46	FLEXIBLE HOSE LG. 1 100	2		52520170	52520170	
47	FLEXIBLE HOSE LG. 700	2			52520100	
	PROTECTION COVER	1	31080584	31080584	31080584	
	RIGHT GUIDE	1	33020031	33020031	33020031	
	LEFT GUIDE	1	33020041	33020041	33020041	
	SCREW	2	61060100	61060100	61060100	
	FLAT WASHER	2	61610060	61610060	61610060	

S160 H - EP04 / D190 H - EP05 / D240 - EP06 / D290 - EP07




**Central hydraulics (next)**

REP	DESIGNATION	QTY	D 2000	F 2000	U 2000	A
48	ELECTRONIC CONSOLE	1	51460010	51460010	51460010	51460010
49	DETECTION HALF-WASHER	2	47250311	47250311	47250311	47250311
	DETECTOR SUPPORT (ONLY ON XL)	1	47760640	47760640	47760640	47760640
	POWER CABLE	1	51000230	51000230	51000230	51000230
50	INDUCTIVE DETECTOR	1	51520150	51520150	51520150	51520150
51	TERMINAL BLOCKS WITH CABLE HARNESS FOR KIT 2T-A,B,C & 2T'-B	1	20560020			
	TERMINAL BLOCKS WITH CABLE HARNESS FOR KIT 2T'-A	1				20560030
	TERMINAL BLOCKS WITH CABLE HARNESS FOR KIT 2T-D,E,F,G & H	1		20560040	20560040	
	TERMINAL BLOCKS WITH CABLE HARNESS FOR KIT 2T-I	1			20560050	
	TERMINAL BLOCKS WITH CABLE HARNESS FOR KIT 3T & 4T	1			20560060	
	TERMINAL BLOCKS WITH CABLE HARNESS FOR KIT 4T'-B	1	20560070			
	REAR TERMINAL BLOCKS FOR KIT 3T & 4T	1			20560080	
52	SCREW HM6 X 20 STAINLESS STEEL	2	61040010	61040010	61040010	61040010
53	RUBBER BELT <sup>THICK</sup> 3(CM)	10	71170020	71170020	71170020	71170020
	RUBBER BELT <sup>THICK</sup> 8(CM)	10	71170100	71170100	71170100	71170100

S160 H - EP04 / D190 H - EP05 / D240 - EP06 / D290 - EP07

S160 H - EP04 / D190 H - EP05 / D240 - EP06 / D290 - EP07



**Never lift the guards without switching off the tractor engine and disconnecting the hydraulic cables (push-pull) and the PTO.**

S160 H - EP04 / D190 H - EP05 / D240 - EP06 / D290 - EP07

**Spinner kit**

REP	DESIGNATION	QTY	S160 H D190 H	D240 D290
	SPINNER KIT		24500902	
1	SPINNER SUPPORT	1	37760861	
2	SPINNER SHAFT	1	30030201	
3	COMB	4	36610031	
4	REMOVABLE RING	1	40500490	
5	PIN BETA Ø3 STAINLESS STEEL	4 - 2	61770010	
	HOUSING FASTENER	1		
6	PROTECTING HOUSING STICKER	1	50060710	
7	DRIVE SHAFT	1	40020451	
8	MECANINDUS PIN Ø8 x 50 STAINLESS STEEL	2 - 1	61690100	
9	MECANINDUS PIN Ø5 x 50 STAINLESS STEEL	2 - 1	61670110	
10	SIMPLE PINION 8 TEETH	1	46620070	
11	THREADED SPACER	1		
12	SIMPLE PINION 40 TEETH	1	46620080	
13	KEY 8 x 7 x 28	1		
14	HOUSING BASE WITH SEALS	1	32540121	
15	SHIM	3	41100161	
16	BLANKING PLATE	1	46500010	
17	CHAIN TIGHTENER	1	48250040	
18	SIMPLE CHAIN WITH QUICK ATTACHMENT	1	51030190	
19	PLATE BEARING	2	56500030	
20	BEARING	2	57310030	
21	SEPARATING COVER WITH HANDLES	1	21040272	
22	GREASE NIPPLE	1	53020010	
23	RIGHT SIDE GUIDING PLATE	1	38270262	
24	LEFT SIDE GUIDING PLATE	1	38270272	
25	GEARBOX	1	30510392	
26	CHAIN HOUSING	1	31000131	

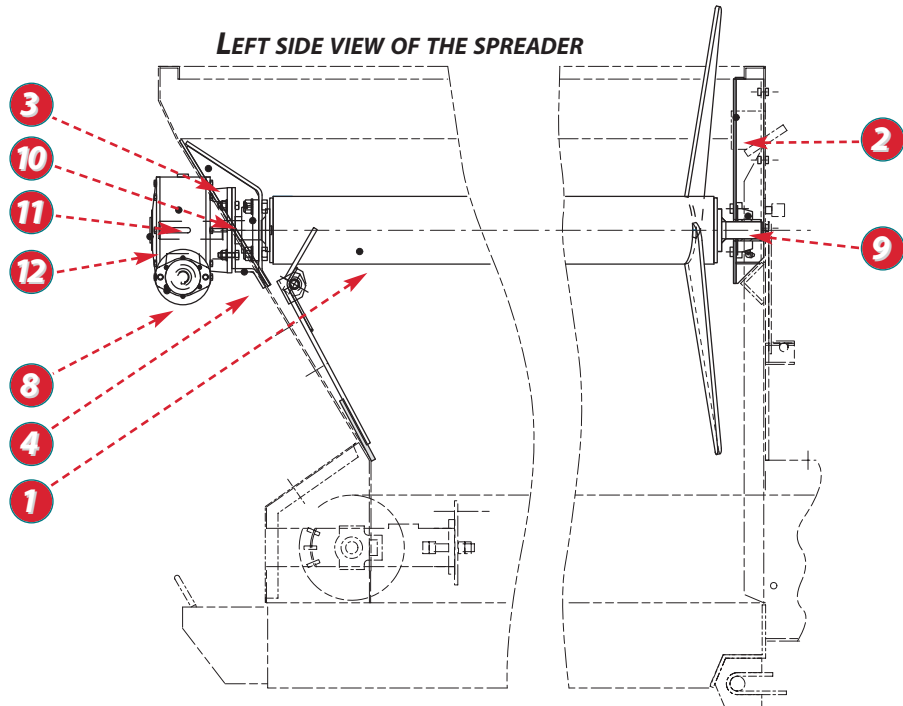
**Maintenance**

- For the system to work correctly, it is necessary to check (every 30 working hours):
  - The general state of all the moving parts.
  - The chain tension and the wear of the tender roller.
  - The bolts are correctly tightened.

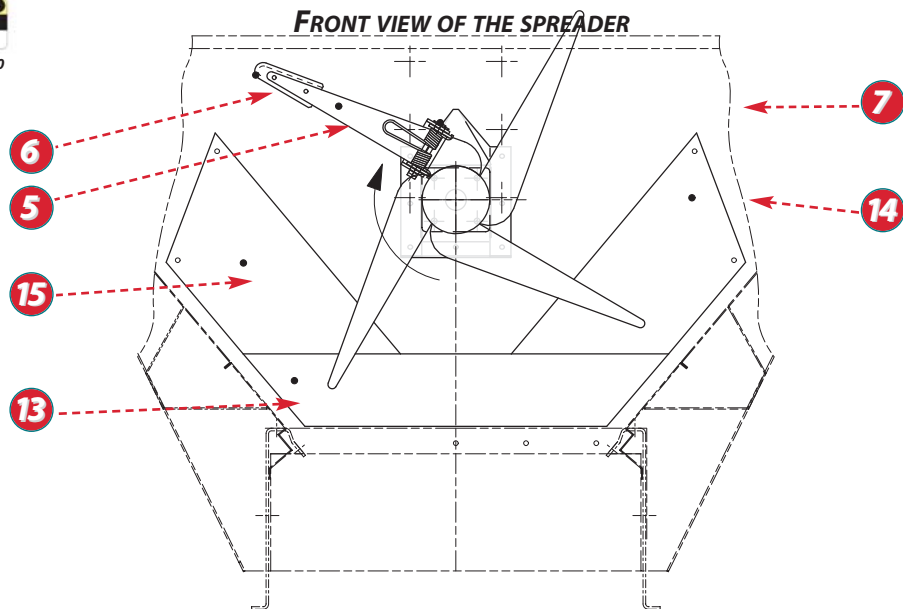
S160 H - EP04 / D190 H - EP05



**LEFT SIDE VIEW OF THE SPREADER**



**FRONT VIEW OF THE SPREADER**



*The anti-bridging device is equipped with a manual flow control which acts on the rotor rotation speed. It is recommended that the speed be adjusted to the product being used, without exceeding 10 rpm maximum at the rotor. Never climb into the hopper even if the rotor is not moving. Before any intervention, please stop the tractor engine and disconnect the hydraulic cables (push-pull) and the tractor power take off when the spreader is equipped with central hydraulics.*

**Anti-bridging device**

REP	DESIGNATION	QTY	S160 H/D190 H
	ANTI-BRIDGING DEVICE	1	24500711
1	ROTOR	1	37280051
2	REAR SUPPORT	1	37760721
3	FRONT SUPPORT	1	
4	REDUCER SUPPORT	1	
5	MOBILE BLADE	1	36600011
	BLADE SPRING	1	57270301
6	FRICTION PLATE	1	46500240
7	PIN	1	30010170
	SPLIT PIN Ø6,3 x 50 STAINLESS STEEL	1	61890090
	KEY 12 x 8 x70	1	60850140
8	HYDRAULIC MOTOR 200 CM <sup>3</sup>	1	55280081
9	BEARING	1	56500211
10	BEARING	1	56500111
11	REDUCER	1	57260281
12	WASHER	1	
	FLEXIBLE HOSE LG 2 200 MM	2	52520090
	MALE HALF-VALVE CMB 1/2 G	2	59030040
13	CENTRAL SLIDING PLATE	1	46500280
14	RIGHT SLIDING PLATE	1	46500290
15	LEFT SLIDING PLATE	1	46500300
	TAPERED MALE UNION 17x15.21	2	57250310
	TAPERED MALE ELBOW 17x15.21	1	57250120
	ROTOR ROTATING STICKER	2	50060540
	MANUAL CONTROL FLOW DIVIDER (WITH PRESSURE LIMITER)	1	51550051
	TAPERED MALE ELBOW 17x20.27	3	57250450
	T-PIECE 17	1	57250140
	ADJUSTABLE ELBOW 17	1	57251110
	TAPERED ADAPTOR 17x15.21	1	57250320
	CHECK VALVE	1	51270010

**Maintenance**

- For the system to work correctly, it is necessary to check (every 30 working hours):
  - The general state of all the moving parts (friction plates, springs etc.).
  - The wear of the tender roller.
  - The bolts are correctly tightened.

Do not forget to grease the 2 rotor bearings with bearing grease (rep. 9 and 10).

S160 H - EP05  
S160 H - EP04 / D190 H